



Prioritize Santa Clara

Let's Talk Infrastructure!

June 2, 2020



Agenda

- Welcome & Introductions
- Overview of the Meeting/Logistics
- Department Presentations
 - Safe Streets
 - Storm Drains & Flood Protection
 - Fire Station Modernizations
 - Parks, Recreation & Libraries
- Community Conversation – Let's Talk Infrastructure

Safe Street Improvements Unfunded Priorities

Department of Public Works



**City of
Santa Clara**
The Center of What's Possible



Safe Street Improvements


- Perform preventative maintenance and rehabilitation work on existing paved streets
- Maintain Pavement Condition Index (PCI) of 75
 - Slurry seal, cape seal, mill and replacement
 - \$6.5M Annual Budget (Measure B, SB1, Gas Tax)
- Funded at \$34M over 5 years (PCI 71)
- Unfunded amount \$45M over 5 years





Safety & Accessibility

- **Uncontrolled Crosswalks Program (proposed)**
 - Approximately 200 locations (study/improve)
 - Estimated \$25M - \$50M unfunded
- **ADA Self Evaluation & Transition Plan (in progress)**
 - Study and improve accessibility of public assets
 - Estimated \$100M unfunded (high priority)
- **Traffic/Ped Signal Upgrades**
 - 155 traffic signals (aging system)
 - Improve mobility
 - Estimated \$50M unfunded





Bike, Ped, and Trails

- Bicycle Master Plan (Council approved 2019)
 - Enhance & expand bicycle network
 - \$40M Unfunded (\$28M Priority)
- Creek Trail Expansion Master Plan (in progress)
 - Calabazas & Saratoga Creeks, Hetch Hetchy
 - Estimated \$50M Unfunded
- Pedestrian Master Plan (Council approved 2020)
 - Improve pedestrian mobility & safety
 - \$194M Unfunded (\$60M Priority)



Storm Drain Program Unfunded Priorities

Department of Public Works

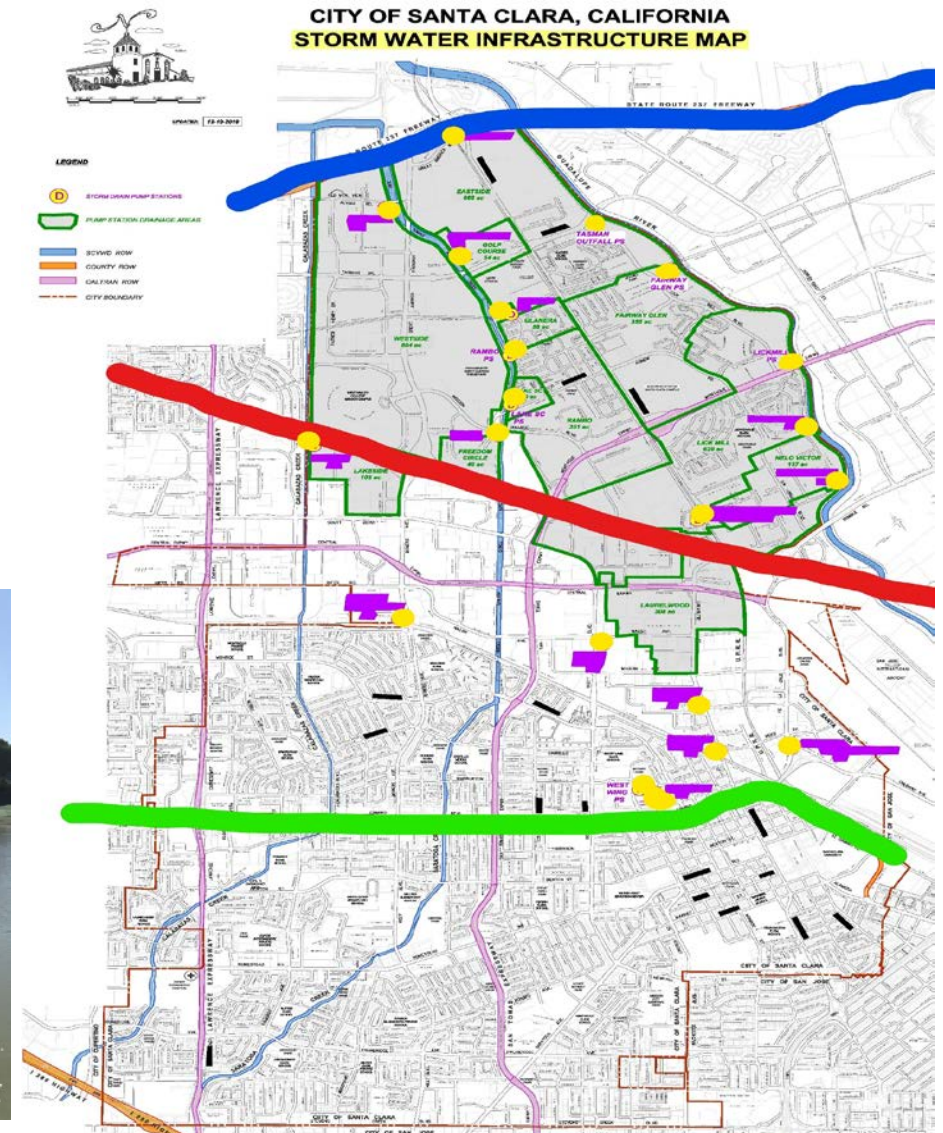


**City of
Santa Clara**
The Center of What's Possible



Storm Drain System

- Conveys storm water from streets, to curb inlets, to creeks, and ultimately out to the bay
- Approximately 200 miles of pipe
- 22 pump stations
- 8,400 manholes, curb inlets, and creek outfalls





Aging Storm Drain Infrastructure



Safety



Antiquated Equipment



Aging Pumps



Flooding



Old Electrical



Termite Damage



Corroded Pipes



Ponding



Storm Drain Program

- Rebuild deteriorated storm drain infrastructure
- Storm Drain Master Plan recommendations:
 - Replace pumps & generators
 - Improve wet well structures & buildings
 - Increase pipe sizes to eliminate ponding & flooding
- Unfunded needs \$343M (2018 dollars)
- Unfunded priority projects \$68M



Fire Station Modernization Unfunded Priorities

Santa Clara Fire Department



**City of
Santa Clara**
The Center of What's Possible



Santa Clara Fire Department

- Founded in 1854 as the Columbia Hose Company (Volunteer)
 - 1949: 1 Station 1961: 5 Stations 1985: 10 Stations
- All-Risk Fire Department—About 10,000 calls per year
- Significant Infrastructure Improvements
 - 2001-2008: Reconstructed Fire Stations 2, 3, 4 & 6
 - 2019-20: Developer-funded addition/renovation of Fire Station 8
 - 2023: Projected developer-funded replacement of Fire Station 10
- **Remaining Need: Fire Stations 5, (Reconstruction); 1, 7 & 9 (Modernization)**


Station 5

- Opened in 1961
- Core Station
- Structural Problems
- Functionally Obsolete
- Replacement Cost \$10 million





- Turnouts (PPE) Stored on Apparatus Floor
- Unreliable Emergency Backup Equipment






- Cramped & Outdated
- Lack of Energy Efficiency
- Mold & Insect Problems






Fire Stations (1, 7 & 9)




Accessibility




Modernization



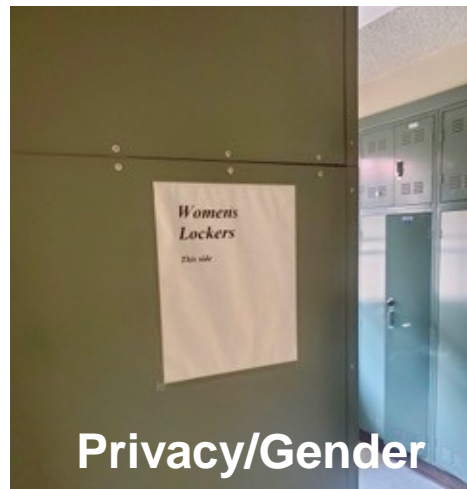
Structural



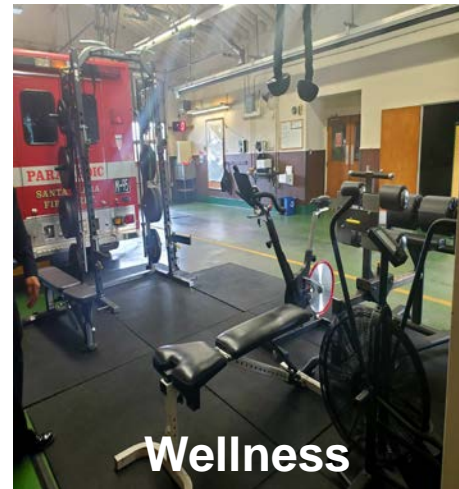
Water Damage




Work Space



Privacy/Gender



Wellness



Storage



An Investment in Community



Operational Efficiency,
Readiness & Resilience

A Public Building that is
Open & Welcoming to All

A Model of Sustainability
& Innovation

An Opportunity to
Educate & Inspire

Parks & Recreation Unfunded Priorities

Department of Parks & Recreation



**City of
Santa Clara**
The Center of What's Possible



Parks Make Life Better!

- ✓ Safe spaces to play, gather, celebrate!
- ✓ Activities—all ages, abilities, interests
- ✓ Habitat for wildlife
- ✓ Trees & Clean air
- ✓ Health—physical, social, emotional
- ✓ Increased home values





Infrastructure is "aged"

- Out-dated park facilities & amenities
 - **28** Neighborhood parks: avg. age 50
 - **15** Recreation facilities: avg. age 32
 - **11** Pools: Warburton 60, ISC 55
 - **30** Playgrounds: avg. age 40+
 - Restrooms, benches, turf, trees, cemetery, pathways ...

Conditions

Critical 13 %

Poor 34 %

Fair 17 %

Good 36 %



Critical 7 %

Poor 17 %

Fair 24 %

Good 52 %





Impact of Aged Infrastructure on Park Users

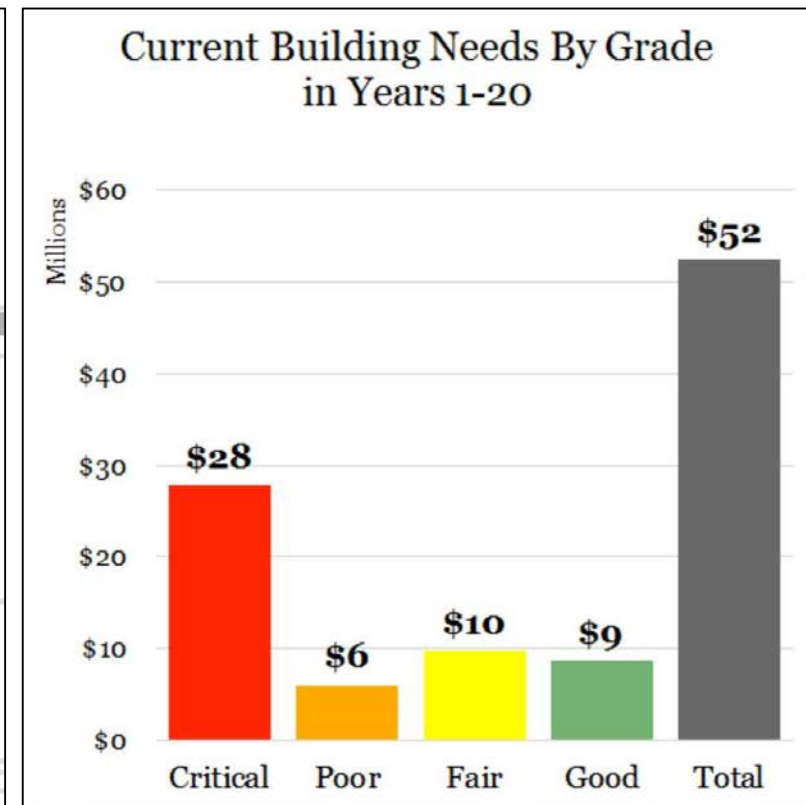
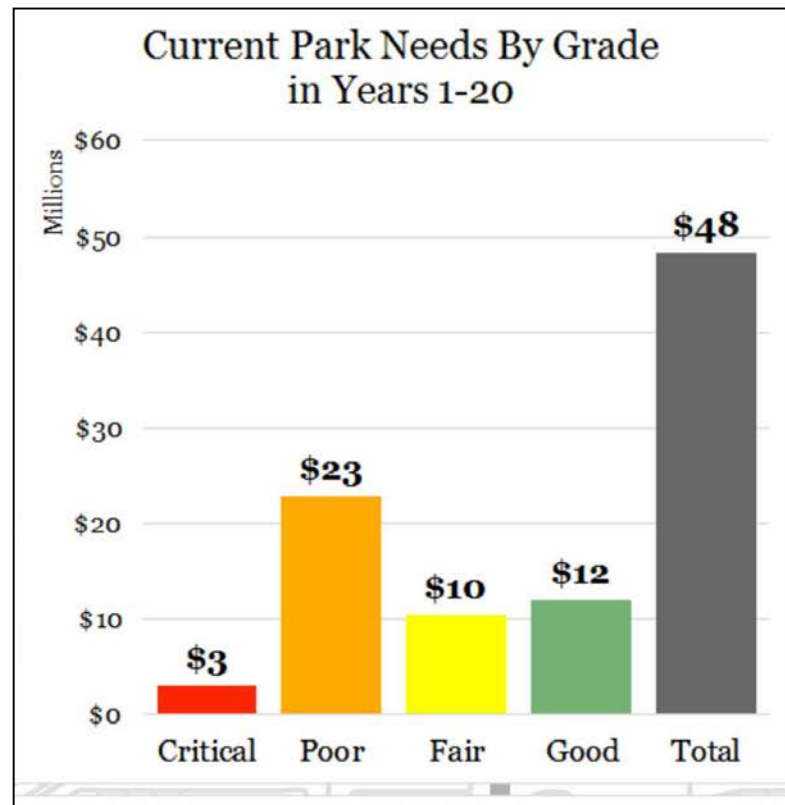
- Poor efficiency/higher utility costs
- Longer maintenance time/increased frequency
- Can't fix
- Lost availability for use
- Increased projects costs





Unfunded Neighborhood & Community Park Rehabilitation & Renewal

- Parks ≈ \$48 M
- Buildings ≈ \$52 M
- Total ≈ \$101 M
 - Critical = \$31 M
 - Poor = \$29 M





Unfunded Park Projects

- **Neighborhood Parks**

- Playground & amenity renovation
- Community room upgrades
- Restroom upgrades

- **Central Park Master Plan**

- Magical Bridge All-Inclusive Playground*
- International Swim Center
- Community Recreation Center
- Multipurpose Gymnasium
- Accessible Parking
- Outdoor Event Spaces
- Tennis/Lawn Bowls/Amenity Upgrades

- **Trail Improvements**

- **Cemetery Improvements**

- **Community Park North**



Figure 4-1 Master Plan Vision

Library Unfunded Priorities

Santa Clara Library



**City of
Santa Clara**
The Center of What's Possible



Santa Clara City Library

- Northside Branch Library – Opened 2014
- Mission Branch Library – Renovated 2018
- Central Park Library –2004
- 1.7 million visit per year
- 2.3 million checkouts
- At Capacity
- Aging facility with some needed costly maintenance



Unfunded Projects

- Lighting repair & upgrade to save energy costs
 - Up to 75% reduction in energy use
- Teen Room Upgrade
 - Meet needs for 21st Century learning, enrichment and innovation
- Expanded large program and meeting space
 - Ability to host 200+ attendees for community events
- Integrated w/Central Park & Placemaking





How Can You Help?

- **Invite your neighbors** to watch the Prioritize Santa Clara tours @ Facebook.com/CityofSantaClara
- **Encourage others** to participate in one of this week's remaining webinars
- **Send out** online survey so that others can submit their questions and feedback (<https://www.surveymonkey.com/r/LRPKYCM>)
- **Listen in to Council** on June 23 where we will share a summary of our community conversations
- **Become a Prioritize SC advocate!** Sign up to be notified of future community conversations and events at [PrioritizeSC@SantaClaraCA.gov](https://www.santaclara.gov/prioritize-sc)

Continue the Conversation @ [SantaClaraCA.gov/PrioritizeSC](https://www.santaclara.gov/prioritize-sc)



City of Santa Clara

The Center of What's Possible

