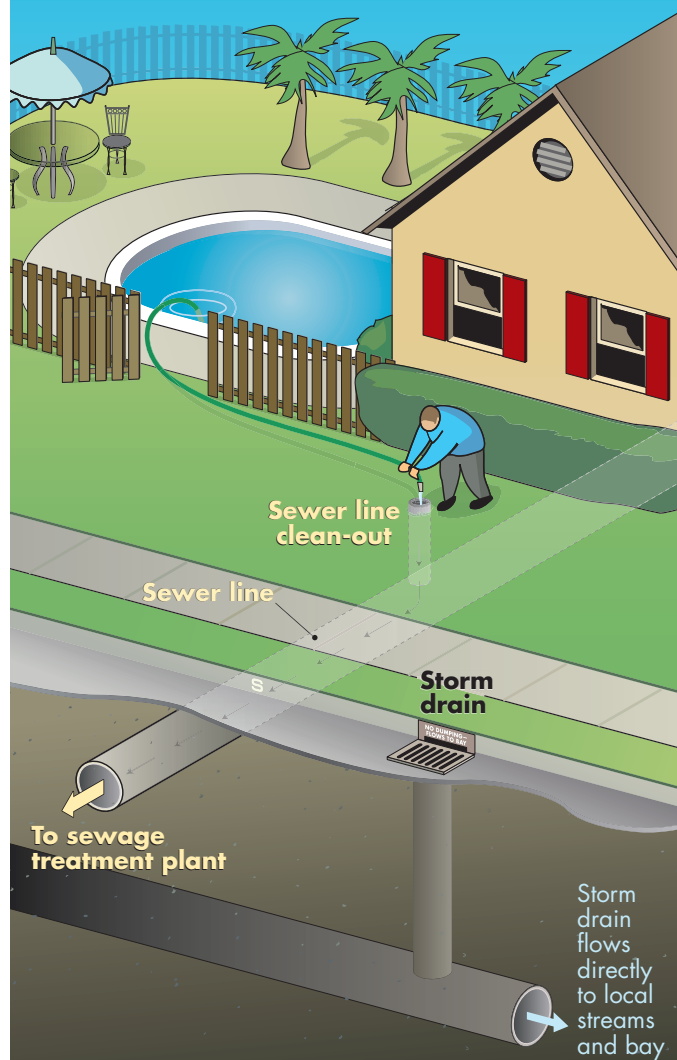




DRAINING POOLS & SPAS

Keep pool, spa and fountain water **out** of storm drains, creeks and the Bay.



Storm drains flow directly into our creeks and the Bay.

Did you know...?

- Copper is a pollutant that threatens aquatic life in our creeks and the Bay. It is used as an algacide in pools, spas and fountains, and copper pipes are commonly used in pool plumbing.
- Draining pools, spas and fountains to storm drains can pollute creeks with copper, chlorine, sediments and other contaminants.
- Storm drains flow directly into our creeks and the Bay without treatment.



A properly maintained pool, spa and fountain will reduce the need for draining.

Maintaining

- Clean regularly, maintain proper chlorine levels and maintain water filtration and circulation.
- Manage pH and water hardness to minimize copper pipe corrosion that can stain your pool and end up in our creeks and the Bay.
- Minimize algae buildup to prevent the need for toxic algacides.
- Ask your pool maintenance service for help resolving persistent algae problems without using copper algacides.

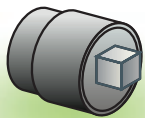
Cleaning

- Never clean a filter in the street, gutter or storm drain.
- Rinse cartridge filters onto a dirt area and spade filter residue into the soil.
- Keep backwash discharges out of the street and storm drain. Backwash sand and diatomaceous earth filters onto a dirt area. Dispose of spent filter materials in the trash.
- If you don't have a suitable dirt area, contact your wastewater treatment authority listed in this brochure for instructions on discharging to the sanitary sewer.

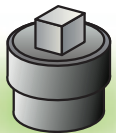
Draining

- Don't drain into a street, gutter or storm drain.
- Discharge water to a sanitary sewer cleanout.
- If you are on a septic system or have no sanitary sewer clean-out, contact your wastewater treatment authority listed in this brochure for guidance.

What does a sanitary sewer clean-out look like?



Look on your property for a small circular cap on a pipe, with a raised square on it, sticking out of your house or out of the ground. These caps often cover clean-outs.



OR...

Look on your property for a concrete or metal cover marked "SEWER," "C.O." or "S." Clean-outs are often located under them.

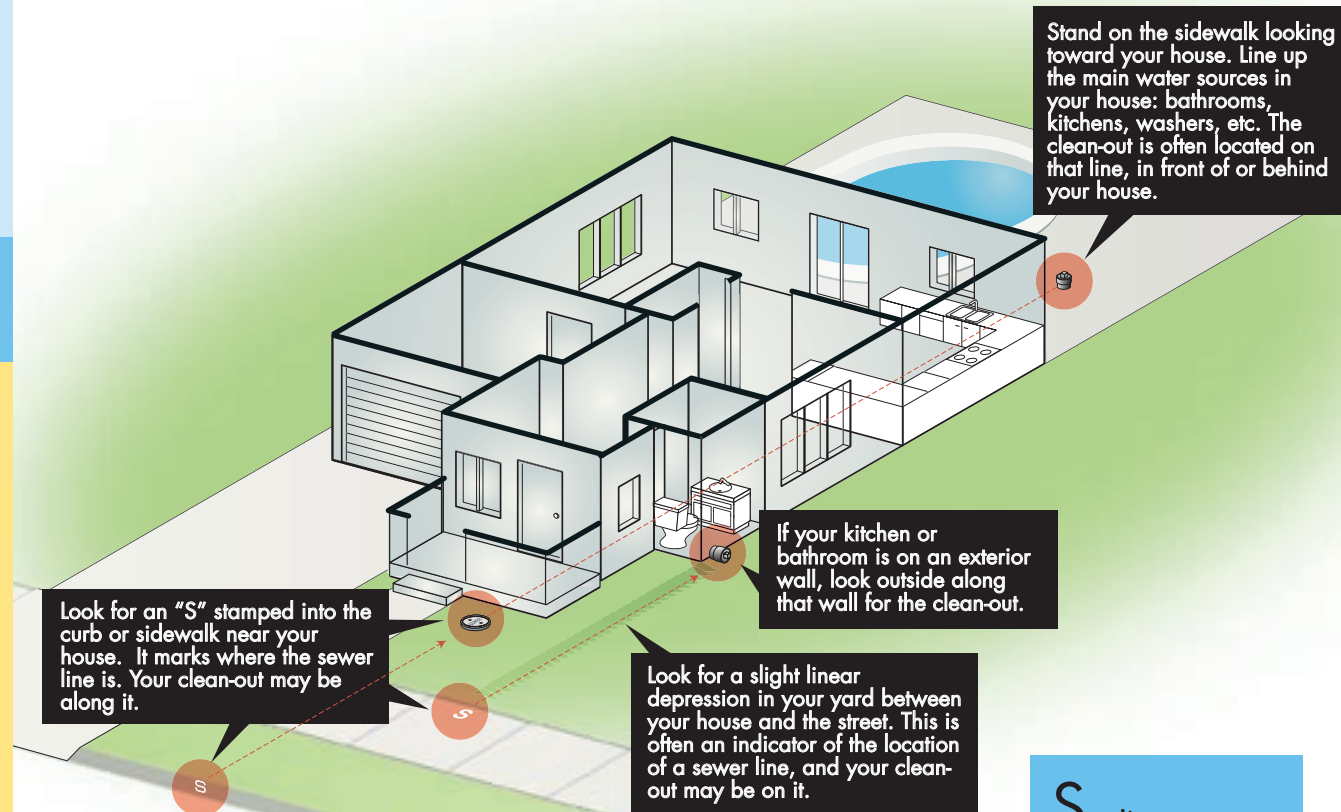


In either case, remove the cap and place the hose in the pipe to drain. To prevent backflow, don't let the end of the hose touch the bottom of the sewer pipe while draining.



Tips for finding your clean-out

Not all cities use the same method to mark their sewer systems. If you have trouble locating your clean-out, contact your local wastewater treatment authority. See "Contacts" list at right.



There are a number of places to look for your sanitary sewer clean-out. Start by checking to see if there's an "S" stamped into the concrete of your curb or sidewalk. This marks the location of the sewer line, and your clean-out may be aligned with this marking.

Check on outside walls of the kitchen or baths, or somewhere on your property that is aligned with the drains of your kitchen or baths.

Finally, check to see if there is a slight depression in the ground leading out to the street. It may mark the location of the sewer line, and the clean-out may be along that line.

Sanitary sewer clean-outs are most often found along the sewer line, which is usually aligned with the sewer lines for the house.

Contacts

For information about draining pools or spas:

- East Palo Alto
- Los Altos
- Los Altos Hills
- Mountain View
- Palo Alto
- Stanford

Call the Regional Water Quality Control Plant at **(650) 329-2598**.

- Campbell
- Cupertino
- Los Gatos
- Milpitas
- Monte Sereno
- San Jose
- Saratoga
- Santa Clara

Call San José Environmental Services at **(408) 945-3000**.

- Sunnyvale

Call the Sunnyvale Water Pollution Control Plant at **(408) 730-7270**.

Please cut out this reminder and affix it to your pump equipment as a reminder to keep your pool, spa and fountain water out of our creeks and the Bay.

Keep your pool, spa and fountain water out of storm drains. Discharge water to a sanitary sewer clean-out.

**For more information:
Call 1-866-WATERSHED
or go to
www.WatershedWatch.net**