



# City of Santa Clara

## Meeting Agenda

### Senior Advisory Commission

Monday, January 22, 2024

10:00 AM

Hybrid Meeting  
Santa Clara Senior Center  
Room 205  
1303 Fremont Street  
Santa Clara, CA 95050

The City of Santa Clara is conducting the Senior Advisory Commission meeting in a hybrid manner (in-person and a method for the public to participate remotely).

Please click this URL to join via Zoom:

<https://santaclaraca.zoom.us/j/97590069803>

Or join by phone: 669-900-6833

Webinar ID: 975 9006 9803

#### CALL TO ORDER AND ROLL CALL

#### CONSENT CALENDAR

**1.A. 24-1625** [Senior Advisory Commission Minutes of November 27, 2023](#)

**Recommendation:** Approve the Senior Advisory Commission Minutes of November 27, 2023

#### PUBLIC PRESENTATIONS

*[This item is reserved for persons to address the body on any matter not on the agenda that is within the subject matter jurisdiction of the body. The law does not permit action on, or extended discussion of, any item not on the agenda except under special circumstances. The governing body, or staff, may briefly respond to statements made or questions posed, and appropriate body may request staff to report back at a subsequent meeting.]*

#### GENERAL BUSINESS

**2. 24-1626** [Senior Advisory Commission Work Plan & Goals for FY2023/24](#)

**Recommendation:** Staff has no recommendations.

**3. 24-1627** [Review the 2017 Senior Needs Assessment and Provide Input on Survey Content and Develop an Outreach Plan to Conduct a New Community Survey in 2024](#)

**Recommendation:** Staff has no recommendations.

**STAFF REPORT**

**COMMISSIONERS REPORT**

**ADJOURNMENT**

*The next scheduled meeting is on Monday, February 26, 2024 at 10:00 AM.*

**MEETING DISCLOSURES**

The time limit within which to commence any lawsuit or legal challenge to any quasi-adjudicative decision made by the City is governed by Section 1094.6 of the Code of Civil Procedure, unless a shorter limitation period is specified by any other provision. Under Section 1094.6, any lawsuit or legal challenge to any quasi-adjudicative decision made by the City must be filed no later than the 90th day following the date on which such decision becomes final. Any lawsuit or legal challenge, which is not filed within that 90-day period, will be barred. If a person wishes to challenge the nature of the above section in court, they may be limited to raising only those issues they or someone else raised at the meeting described in this notice, or in written correspondence delivered to the City of Santa Clara, at or prior to the meeting. In addition, judicial challenge may be limited or barred where the interested party has not sought and exhausted all available administrative remedies.

If a member of the public submits a speaker card for any agenda items, their name will appear in the Minutes. If no speaker card is submitted, the Minutes will reflect "Public Speaker."

In accordance with the requirements of Title II of the Americans with Disabilities Act of 1990 ("ADA"), the City of Santa Clara will not discriminate against qualified individuals with disabilities on the basis of disability in its services, programs, or activities, and will ensure that all existing facilities will be made accessible to the maximum extent feasible. The City of Santa Clara will generally, upon request, provide appropriate aids and services leading to effective communication for qualified persons with disabilities including those with speech, hearing, or vision impairments so they can participate equally in the City's programs, services, and activities. The City of Santa Clara will make all reasonable modifications to policies and programs to ensure that people with disabilities have an equal opportunity to enjoy all of its programs, services, and activities.

Agendas and other written materials distributed during a public meeting that are public record will be made available by the City in an appropriate alternative format. Contact the City Clerk's Office at 1 408-615-2220 with your request for an alternative format copy of the agenda or other written materials.

Individuals who require an auxiliary aid or service for effective communication, or any other disability-related modification of policies or procedures, or other accommodation, in order to participate in a program, service, or activity of the City of Santa Clara, should contact the City's ADA Coordinator at 408-615-3000 as soon as possible but no later than 48 hours before the scheduled event.



# City of Santa Clara

1500 Warburton Avenue  
Santa Clara, CA 95050  
santaclaraca.gov  
@SantaClaraCity

## Agenda Report

---

24-1625

Agenda Date: 1/22/2024

---

### **REPORT TO SENIOR ADVISORY COMMISSION**

#### **SUBJECT**

Senior Advisory Commission Minutes of November 27, 2023

#### **RECOMMENDATION**

Approve the Senior Advisory Commission Minutes of November 27, 2023

Prepared by: Jennifer Herb, Recreation Supervisor  
Reviewed by: Kimberly Castro, Recreation Manager  
Approved by: Cynthia Bojorquez, Assistant City Manager

#### **ATTACHMENTS**

1. Draft Senior Advisory Commission Meeting Minutes November 27, 2023



# City of Santa Clara

## Meeting Minutes

### Senior Advisory Commission

11/27/2023

10:00 AM

Hybrid Meeting  
 City Manager's Conf. Room  
 City Hall - East Wing  
 1500 Warburton Avenue  
 Santa Clara, CA 95050

The City of Santa Clara is conducting the Senior Advisory Commission meeting in a hybrid manner (in-person and a method for the public to participate remotely).

Via Zoom:

<https://santaclaraca.zoom.us/j/97590069803>

Meeting ID: 975 9006 9803

Or join by phone: 669-900-6833

#### **CALL TO ORDER AND ROLL CALL**

A regular meeting was called to order by **Vice Chair Drozek** at 10:04 a.m.

**Present** 7 - Vice Chair Edmund Drozek, Commissioner Tom Freitas (arrived at 10:09 a.m.), Chair Judy Hubbard (arrived at 10:06 a.m.), Commissioner Veena Sterling, Commissioner Rick Andrews, Commissioner Maria Vaz (arrived at 10:22 a.m.), and Commissioner Srinivasan Manivannan

#### **CONSENT CALENDAR**

1.A. [23-1390](#) Senior Advisory Commission Minutes of October 23, 2023

**Recommendation:** Approve the Senior Advisory Commission Minutes of October 23, 2023

**A motion was made by Chair Hubbard, seconded by Commissioner Sterling, to approve the Consent Calendar. The motion carried by the following vote:**

**Aye:** 5 - Vice Chair Drozek, Chair Hubbard, Commissioner Sterling, Commissioner Andrews, and Commissioner Manivannan

**Absent:** 2 - Commissioner Freitas, and Commissioner Vaz

**PUBLIC PRESENTATIONS**

None

**GENERAL BUSINESS**

2. [23-1379](#) Receive a Presentation and Provide Feedback on the De La Cruz Boulevard/Coleman Bikeway Planning Project  
**Recommendation:** Receive a presentation and provide feedback on draft design concepts.  
Commissioners received a presentation from Traffic and Engineering - Public Works Department and provided feedback on the De La Cruz Boulevard/Coleman Avenue Bikeway Planning Study.
3. [23-1437](#) Receive a Verbal Informational Report and Provide Feedback on the Draft ADA Self-Evaluation and Transition Plan  
**Recommendation:** Staff has no recommendation  
Commissioners received a presentation from Engineering Design - Public Works Department and provided feedback on the City's ADA Self Evaluation and Transition Plan.
4. [23-1391](#) Senior Advisory Commission Work Plan & Goals for FY2023/24  
**Recommendation:** Staff have no recommendation  
**Commissioner Freitas** removed himself from Goal #1 - Educate the Senior Advisory Commission on current low-income projects in Santa Clara.  
**Commissioner Manivannan** volunteered for Goal #1.  
**Commissioner Freitas** removed himself from Goal #5c - Host a Senior Advisory Commission Exhibitor booth at the "Be Strong, Live Long" Health & Wellness Fair.  
**Commissioner Andrews** volunteered for Goal #5c.  
**Commissioner Manivannan** volunteered for Goal #3a - Educate the Older Adult Community on transportation resources in Santa Clara.  
**Commissioner Manivannan** volunteered for Goal #3b - Attend Bicycle & Pedestrian Advisory Committee meeting.

**Commissioner Andrews** volunteered for Goal #2 - Work with the Parks & Recreation Department to promote pickleball in Santa Clara.

**Commissioner Andrews** volunteered for Goal #5b - Help market and promote awareness to the older adult community on upcoming City outreach opportunities.

Committee Updates:

Goal 1.a. Provide update on low-income housing project educational presentation at Senior Advisory Commission meetings.

- No update.

**Commissioner Vaz** suggested a presentation to the Commission to learn the difference between low income and affordable housing in Santa Clara.

Goal 2.a. Report on last meeting with City Staff regarding pickleball updates.

- Central Park has added 6 pickleball courts overlaid on tennis courts.

Goal 3.a. Provide update on transportation resources presentation at the Senior Center.

- Silicon Valley Hopper Ride Share Program started in Santa Clara on November 20, 2023.

Goal 3.b. Report on the Bicycle & Pedestrian Advisory Committee meeting.

- Will report after next BPAC meeting.
- The Commission received a presentation on the De La Cruz Boulevard/Coleman Avenue Bikeway Planning Study at the November 27, 2023 meeting.

Goal 4.a. Provide update on the review process of the 2017 Senior Needs Assessment.

- The Commission will review questions and sections of the assessment.

Goal 5.a. Report on the ADA Committee Meeting.

- There is currently no City ADA Committee meeting scheduled.
- The Commissioner received a presentation on the ADA Self Evaluation and Transition Plan at the November 27, 2023 meeting.

Goal 5.b. Provide update on the latest promotional opportunities.

- **Commissioners Drozek and Freitas** promoted the Veterans Memorial Ceremony which took place on November 11 by taking flyers to local businesses around Santa Clara.

Goal 5.c. Provide an update on the Senior Advisory Commission Exhibitor booth at the "Be Strong, Live Long" Health & Wellness Fair.

- Committee members received a "Save the Date" email for May 17, 2024.

5. [23-1392](#) Review the 2017 Senior Needs Assessment and Provide Input on Survey Content and Develop an Outreach Plan to Conduct a New Community Survey in 2024

**Recommendation:** Staff have no recommendation

The Commission decided to review the questions and sections of the assessment and discuss the recommended changes at the January 22, 2024 meeting.

## **STAFF REPORT**

**Recreation Supervisor Herb** reported the following:

- The Holiday Tree Lighting event will be held on Friday, December 1 from 5:30 - 8:30 p.m. at Central Park.
- The SV Hopper ride share program is now available in the south area of Santa Clara.
- The Giving Tree program at the Senior Center starts November 27. Individuals can take an ornament and donate items for the individuals in need. Items are due Wednesday, December 13th.
- Traffic Advisory emails are sent to the community when there are stadium events. Individuals can subscribe through the City website.
- The Senior Advisory Commission email log for October/November was shared with the Commission.

**Commissioner Sterling** inquired about an email that was sent to the Senior Advisory Commission email.

## **COMMISSIONERS REPORT**

**Commissioner Sterling** left at 12:08 p.m.

**Commissioner Andrews** left at 12:10 p.m.



**COMMISSIONERS REPORT**

**Commissioner Freitas** shared that he and **Commissioner Drozek** participated in the Bean Bag Tournament at the Senior Center on Tuesday, November 14, 2023, and thought that the activity was well organized and fun.

**Commissioner Drozek** shared that he is working on contacting someone from Post 419, whom organizes the veteran's event for the future.

**Commissioner Vaz** inquired about future presentations at a Senior Advisory Commission meeting regarding veteran's resources.

**ADJOURNMENT**

**A motion was made by Commissioner Vaz, seconded by Commissioner Drozek that the meeting be adjourned at 12:15 p.m.**

**Aye:** 5 - Vice Chair Drozek, Commissioner Freitas, Chair Hubbard, Commissioner Vaz, and Commissioner Manivannan

**Absent:** 2 - Commissioner Sterling, and Commissioner Andrews

**MEETING DISCLOSURES**

The time limit within which to commence any lawsuit or legal challenge to any quasi-adjudicative decision made by the City is governed by Section 1094.6 of the Code of Civil Procedure, unless a shorter limitation period is specified by any other provision. Under Section 1094.6, any lawsuit or legal challenge to any quasi-adjudicative decision made by the City must be filed no later than the 90th day following the date on which such decision becomes final. Any lawsuit or legal challenge, which is not filed within that 90-day period, will be barred. If a person wishes to challenge the nature of the above section in court, they may be limited to raising only those issues they or someone else raised at the meeting described in this notice, or in written correspondence delivered to the City of Santa Clara, at or prior to the meeting. In addition, judicial challenge may be limited or barred where the interested party has not sought and exhausted all available administrative remedies.

If a member of the public submits a speaker card for any agenda items, their name will appear in the Minutes. If no speaker card is submitted, the Minutes will reflect "Public Speaker."

In accordance with the requirements of Title II of the Americans with Disabilities Act of 1990 ("ADA"), the City of Santa Clara will not discriminate against qualified individuals with disabilities on the basis of disability in its services, programs, or activities, and will ensure that all existing facilities will be made accessible to the maximum extent feasible. The City of Santa Clara will generally, upon request, provide appropriate aids and services leading to effective communication for qualified persons with disabilities including those with speech, hearing, or vision impairments so they can participate equally in the City's programs, services, and activities. The City of Santa Clara will make all reasonable modifications to policies and programs to ensure that people with disabilities have an equal opportunity to enjoy all of its programs, services, and activities.

Agendas and other written materials distributed during a public meeting that are public record will be made available by the City in an appropriate alternative format. Contact the City Clerk's Office at 1 408-615-2220 with your request for an alternative format copy of the agenda or other written materials.

Individuals who require an auxiliary aid or service for effective communication, or any other disability-related modification of policies or procedures, or other accommodation, in order to participate in a program, service, or activity of the City of Santa Clara, should contact the City's ADA Coordinator at 408-615-3000 as soon as possible but no later than 48 hours before the scheduled event.



## Agenda Report

24-1626

Agenda Date: 1/22/2024

### REPORT TO SENIOR ADVISORY COMMISSION

#### SUBJECT

Senior Advisory Commission Work Plan & Goals for FY2023/24

#### COUNCIL PILLAR

Enhance Community Engagement and Transparency

Enhance Community Sports, Recreational and Arts Assets

#### BACKGROUND

Taking into consideration the eight (8) domains of the Age-Friendly City domains of: Economics and Employment; Community; Housing; Outdoor Spaces and Buildings; Transportation and Streets; Health, Wellness, and Nutrition; Social and Civic Engagement; and Access to Community Resources and Information, the Senior Advisory Commission prioritized the interests and needs of older adult residents of Santa Clara ages 50 and over, given the limitations of available City resources. The Commission adopted the following FY2023/24 Work Plan & Goals at the September 25 meeting:

#### **1. Advocate for Affordable and Convenient Housing**

a. Educate the Senior Advisory Commission on current low-income projects in Santa Clara

i. Provide educational presentations at Senior Advisory Commission meetings.

#### **2. Encourage and Promote the use of Outdoor Spaces and Buildings**

a. Work with the Parks & Recreation Department to promote the development of pickleball courts in Santa Clara.

i. Meet with City Staff monthly for updates.

#### **3. Advocate for Affordable, Convenient, and Safe Transportation and Streets**

a. Educate the older adult community on transportation resources in Santa Clara.

i. Schedule presentations at the Senior Center.

b. Review and provide feedback to the Pedestrian and Bicycle Master Plans for potential access improvements, and provisions for general safety and develop strategies to address excessive speeding on bike paths.

i. Send representative(s) to attend Bicycle & Pedestrian Advisory Committee meeting(s).

#### **4. Develop Opportunities to Promote Health, Wellness, and Nutrition**

a. Review the 2017 Senior Needs Assessment and provide input on survey content and outreach plan to conduct a new community survey in 2024.

#### **5. Provide Access to Community Resources and Information**

a. Appoint representative(s) to attend the ADA Committee Meetings.

b. Help market and promote awareness to the older adult community of City outreach opportunities.

c. Host a Senior Advisory Commission Exhibitor booth at the "Be Strong,

Live Long” Health & Wellness Fair.

### **DISCUSSION**

At the January 22, 2024 meeting, each subcommittee will provide an update to the Senior Advisory Commission for discussion on the efforts and progress towards accomplishing the FY2023/24 Work Plan & Goals. The subcommittees will verbally present their status reports as follows:

Goal 1.a. Provide update on low-income housing project educational presentation at Senior Advisory Commission meetings.

Goal 2.a. Report out on last meeting with City Staff regarding pickle ball updates.

Goal 3.a. Provide update on transportation resources presentation at the Senior Center.

Goal 3.b. Report out on the Bicycle & Pedestrian Advisory Committee meeting.

Goal 4.a. Provide update on the review process of the 2017 Senior Needs Assessment.

Goal 5.a. Report out on the ADA Committee Meeting.

Goal 5.b. Provide update on the latest promotional opportunities.

Goal 5.c. Provide an update on the Senior Advisory Commission Exhibitor Booth.

Commissioner assignments to serve on subcommittees to work on the goals and objectives may also be made, with the stipulation that subcommittees must have less than a quorum (no more than 3) of the Commission assigned to each subcommittee.

Subcommittees’ conduct and work must be in conformance with the Brown Act.

### **ENVIRONMENTAL REVIEW**

The action being considered does not constitute a “project” within the meaning of the California Environmental Quality Act (“CEQA”) pursuant to CEQA Guidelines section 15378(b)(5) in that it is a governmental organizational or administrative activity that will not result in direct or indirect changes in the environment.

### **PUBLIC CONTACT**

Public contact was made by posting the Senior Advisory Commission’s agenda on the City’s official -notice bulletin board outside City Hall Council Chambers. A complete agenda packet is available on the City’s website and in the City Clerk’s Office at least 72 hours prior to a Regular Meeting and 24 hours prior to a Special Meeting. A hard copy of any agenda report may be requested by contacting the City Clerk’s Office at (408) 615-2220, email [clerk@santaclaraca.gov](mailto:clerk@santaclaraca.gov) <<mailto:clerk@santaclaraca.gov>>.

### **RECOMMENDATION**

Staff has no recommendations.

Prepared by: Jennifer Herb, Recreation Supervisor

Reviewed by: Kimberly Castro, Recreation Manager

Approved by: Dale Seale, Deputy Parks & Recreation Director

### **ATTACHMENTS**

1. Senior Advisory Commission FY2023/24 Work Plan & Goals Update - January

**City of Santa Clara  
Senior Advisory Commission  
Work Plan FY 2023/24**



**City of  
Santa Clara**

<b>GOAL #1: Advocate for Affordable and Convenient Housing</b>			
<b>Objectives</b>	<b>Ad Hoc Sub-Committee</b>	<b>Timeline</b>	<b>Current Status &amp; Budget Allocation</b>
Educate the Senior Advisory Commission on current low-income projects in Santa Clara i. Provide educational presentations at Senior Advisory Commission meetings	Commissioner: Hubbard Manivannan Vaz	Ongoing	No Update  Commissioner Vaz suggested a presentation to differentiate between low income and affordable housing.
<b>GOAL #2: Encourage and Promote the use of Outdoor Spaces and Buildings</b>			
<b>Objectives</b>	<b>Ad Hoc Sub-Committee</b>	<b>Timeline</b>	<b>Current Status &amp; Budget Allocation</b>
Work with the Parks & Recreation Department to promote pickleball in Santa Clara. i. Meet with Parks & Recreation staff monthly for updates.	Commissioner: Andrews Freitas Hubbard	Monthly	Central Park has added an overlay of 6 pickleball courts near the CRC.
<b>GOAL #3: Advocate for Affordable, Convenient, and Safe Transportation and Streets</b>			
<b>Objectives</b>	<b>Ad Hoc Sub-Committee</b>	<b>Timeline</b>	<b>Current Status &amp; Budget Allocation</b>
Educate the Older Adult Community on transportation resources in Santa Clara i. Schedule presentations at the Senior Center.	Commissioner: Manivannan Sterling Vaz	Ongoing	SV Hopper Ride Share Program
Review and provide feedback to the Pedestrian and Bicycle Master Plans for potential access improvements, and provisions for general safety and develop strategies to address excessive	Commissioner: Drozek Freitas Manivannan	Monthly	De La Cruz Presentation at SAC meeting 11/27/2023

**City of Santa Clara  
Senior Advisory Commission  
Work Plan FY 2023/24**



**City of  
Santa Clara**

speeding on bike paths. i. Send representative(s) to attend Bicycle & Pedestrian Advisory Committee meeting.			Will report out after next BPAC meeting.
<b>GOAL #4: Develop Opportunities to Promote Health, Wellness, and Nutrition</b>			
<b>Objectives</b>	<b>Ad Hoc Sub-Committee</b>	<b>Timeline</b>	<b>Current Status &amp; Budget Allocation</b>
Review current Senior Needs Assessment and provide input on survey content and outreach plan to conduct a new survey in 2024	All Commissioners	Monthly	Review questions & Sections of assessment
<b>GOAL #5: Provide Access to Community Resources and Information</b>			
<b>Objectives</b>	<b>Ad Hoc Sub-Committee</b>	<b>Timeline</b>	<b>Current Status &amp; Budget Allocation</b>
Appoint representative(s) to attend the ADA Committee Meetings.	Commissioner: Hubbard Freitas	Monthly	ADA presentation at SAC meeting 11/27  TBD
Help market and promote awareness to the older adult community of City outreach opportunities.	Commissioner: Andrews	Monthly	Promoted Veterans Memorial Ceremony 11/11
Staff a Senior Advisory Commission Exhibitor booth at the “Be Strong, Live Long” Health & Wellness Fair	Commissioner: Andrews Drozek Vaz	Event Date - May 17, 2024	Save the Date email sent to exhibitors.



## Agenda Report

24-1627

Agenda Date: 1/22/2024

### **REPORT TO SENIOR ADVISORY COMMISSION**

#### **SUBJECT**

Review the 2017 Senior Needs Assessment and Provide Input on Survey Content and Develop an Outreach Plan to Conduct a New Community Survey in 2024

#### **COUNCIL PILLAR**

Enhance Community Engagement and Transparency  
Enhance Community Sports, Recreational and Arts Assets

#### **BACKGROUND**

At the October 23, 2023 meeting, Commissioners asked to work on one of their goals from the FY2023/24 Work Plan during each Commission meeting during FY2023/24. The Commission would like to review the 2017 Senior Needs Assessment and provide input on the survey content and outreach plan to develop a new community survey.

Work Plan & Goal:

#### **4. Develop Opportunities to Promote Health, Wellness, and Nutrition**

- a. Review the 2017 Senior Needs Assessment and provide input on survey content and outreach plan to conduct a new community survey in 2024.

#### **DISCUSSION**

At the January 22, 2024 meeting, the Commission will review the 2017 Senior Needs Assessment questions and sections.

#### **ENVIRONMENTAL REVIEW**

The action being considered does not constitute a "project" within the meaning of the California Environmental Quality Act ("CEQA") pursuant to CEQA Guidelines section 15378(b)(5) in that it is a governmental organizational or administrative activity that will not result in direct or indirect changes in the environment.

#### **PUBLIC CONTACT**

Public contact was made by posting the Senior Advisory Commission's agenda on the City's official -notice bulletin board outside City Hall Council Chambers. A complete agenda packet is available on the City's website and in the City Clerk's Office at least 72 hours prior to a Regular Meeting and 24 hours prior to a Special Meeting. A hard copy of any agenda report may be requested by contacting the City Clerk's Office at (408) 615-2220, email [clerk@santaclaraca.gov](mailto:clerk@santaclaraca.gov) [<mailto:clerk@santaclaraca.gov>](mailto:clerk@santaclaraca.gov).

#### **RECOMMENDATION**

Staff has no recommendations.

Prepared by: Jennifer Herb, Recreation Supervisor  
Reviewed by: Kimberly Castro, Recreation Manager  
Approved by: Dale Seale, Deputy Parks & Recreation Director

**ATTACHMENTS**

1. SNA 2017 Full Report - FINAL





# Senior Needs Assessment

CITY OF SANTA CLARA PARKS AND RECREATION DEPARTMENT



Helping People  
Build Better Communities

# Table of Contents

Acknowledgements .....	3
Executive Summary .....	4
About the Senior Needs Assessment.....	8
Survey Demographics .....	11
Economics and Employment.....	14
Community .....	16
Housing .....	17
Outdoor Spaces and Buildings .....	19
Transportation & Streets .....	21
Health, Wellness & Nutrition.....	24
Social and Civic Engagement.....	30
Access to Community Resources and Information .....	33
Comparison to Other Local Studies.....	36
Next Steps – Action Planning .....	39
In Conclusion.....	48
Appendix A: Senior Needs Assessment Survey.....	49
Appendix B: References.....	64
Additional Appendices of Survey Data Tables (Overall and by Age and Income).....	Reported separately

# Acknowledgements

## Mayor

Honorable, Lisa M. Gillmor

## City of Santa Clara City Council

Vice Mayor, Kathy Watanabe  
Raj Chahal  
Debi Davis

Karen Hardy  
Patricia Mahan  
Teresa O'Neill

## City of Santa Clara Senior Advisory Commission

Barbara A. Estrada (Chair)  
Deena Brocket  
Wanda Buck  
Judy Hubbard

Grant L. McCauley  
Carolyn Seeger  
Nancy Toledo

## City of Santa Clara Park & Recreation Department

James Teixeira  
Dale Seale  
Kimberly Castro

Mallory von Kugelgen  
Jennifer Herb  
Jessica Carter

## Participants of Senior Needs Assessment Partner Engagement Meetings

City of Santa Clara City Manager's  
Office  
City of Santa Clara Cultural  
Commission  
City of Santa Clara Fire Department  
City of Santa Clara Housing and  
Community Services  
City of Santa Clara Library  
City of Santa Clara Parks and  
Recreation  
City of Santa Clara Police  
Department

City of Santa Clara Senior Center  
Heart of the Valley  
Kaiser Permanente  
Ombudsman Program, Catholic Charities  
SCC Department of Aging & Adult  
Services  
SCC Department of Public Health  
SCC Senior Nutrition Program  
University of San Francisco School of  
Nursing  
Valley Transit Authority

## Consultants

Applied Survey Research (ASR)



## Executive Summary

Santa Clara is committed to being an age-friendly community that promotes the health and wellbeing of residents of all ages. This effort was set in motion on October 25, 2016 when the Santa Clara City Council adopted a Resolution authorizing the City to participate in the World Health Organization's Age-Friendly City Global Network. Seven months later in May 2017, the City of Santa Clara kicked off a Senior Needs Assessment to align Santa Clara's existing efforts to become age-friendly with the current needs of older adults. The City designed and conducted the 2017 Senior Needs Assessment to provide City Council with information regarding the status of Santa Clara's older residents in the age-friendly domains of Economics and Employment; Community; Housing; Outdoor Spaces and Buildings; Transportation and Streets; Health, Wellness, and Nutrition; Social and Civic Engagement; and Access to Community Resources and Information. Together with findings from the 2010 Senior Needs Assessment, the City is able to work in collaboration with the Senior Advisory Commission and non-profit agencies to best align programs and services to community priorities.







Santa Clara's Parks & Recreation Department 2017 Senior Needs Assessment focused on understanding the priorities and interests of older adult residents of Santa Clara ages 50 and over. Sources of data collection included online and paper surveys that were available in English, Spanish, and Vietnamese, and focus groups offered in English, Spanish, and Mandarin. A total of 785 residents completed online or paper surveys and 31 Santa Clara older adult residents participated in seven focus groups. Outreach for the survey was conducted in Santa Clara at the Senior Center, senior resident facilities, community events, and locations visited by older adults such as grocery stores, the library, and a farmers market.






Staff of Santa Clara's Parks & Recreation Department convened partners in May 2017 and February 2018 to obtain input on the assessment design and trends observed by partner agencies and other City Departments. The individuals who participated in the meetings represented nonprofits, hospitals and major county service providers including the Santa Clara County Department of Public Health, Department of Aging and Adult Services, and Valley Transportation Authority. Participation from the City of Santa Clara included members of the City Council, Senior Advisory Commission, Cultural Commission, and staff from various departments. Applied Survey Research, a social research firm, was contracted to analyze the assessment data, prepare the 2017 Needs Assessment report of findings, and facilitate the February 2018 meeting with community partners.

The key findings of the 2017 Senior Needs Assessment are presented below. In comparison to items that also appeared on the 2010 Senior Needs Assessment, responses indicate similar rates of home ownership, natural disaster preparation planning, utilization of the Senior Center, doctor visits, and sadness/depression. Similar responses were also reported for utilization of meal services, missing balanced meals, and the primary reasons for missing balanced meals. Other comparisons suggest slight differences between assessments: respondents rated their physical health as higher, engaged in more frequent exercise, and report slightly less anxiety in 2010 than in 2017.

The City plans to draw upon the assessment findings to formulate a work plan that will align the City’s programs, policies, and priorities with the varying priorities of older adults and to inform coordination with providers of older adult services.

## Key Survey Findings by Age-Friendly Domain

Domain	Survey Findings
<b>Survey Sample</b> 	<ul style="list-style-type: none"> <li>▪ The survey sample included approximately equal groups of residents in their 50s, 60s, and 70s or older.</li> <li>▪ 66% of survey respondents were female.</li> <li>▪ 93% reported speaking English at home.</li> <li>▪ 78% were White/Caucasian, followed by Asian (13%) and Other (9%).</li> <li>▪ 35% had a household income over \$100,000 while 32% had a household income of \$55,000 or less.</li> </ul>
<b>Economics and Employment</b> 	<ul style="list-style-type: none"> <li>▪ 51% of survey respondents were retired or not in the labor force, 44% were employed, and 5% were unemployed.</li> <li>▪ Residents ages 50-59 were the largest group that reported being currently employed (75%).</li> </ul>
<b>Community</b> 	<ul style="list-style-type: none"> <li>▪ 58% of survey respondents rated the City of Santa Clara as a good place to live as they age.</li> <li>▪ 78% of respondents indicated that it was important to remain in the City of Santa Clara as they age.</li> </ul>
<b>Housing</b> 	<ul style="list-style-type: none"> <li>▪ 97% of respondents indicated it was important to be able to live independently in their own home as they age.</li> <li>▪ 98% of respondents indicated it was important to have a well-maintained home.</li> </ul>

Domain	Survey Findings
	<ul style="list-style-type: none"> <li>89% of respondents indicated it was important to have safe low-income housing.</li> </ul>
<p data-bbox="191 415 516 506"><b>Outdoor Spaces &amp; Buildings</b></p> 	<ul style="list-style-type: none"> <li>99% of respondents indicated it was important to have safe and accessible sidewalks.</li> </ul>
<p data-bbox="207 653 500 737"><b>Transportation &amp; Streets</b></p> 	<ul style="list-style-type: none"> <li>99% of respondents indicated it was important to have safe streets.</li> <li>98% of respondents indicated it was important to have well-maintained streets.</li> <li>95% of respondents indicated that they drive themselves to go shopping, attend doctor visits, complete errands, or when traveling.</li> </ul>
<p data-bbox="191 1031 516 1115"><b>Health, Wellness &amp; Nutrition</b></p> 	<ul style="list-style-type: none"> <li>71% of survey respondents rated their health as “Very Good” or “Excellent.”</li> <li>81% of respondents reported engaging in frequent exercise.</li> <li>Between 7% and 15% of survey respondents reported frequent sadness/depression or anxiety over the past two weeks.</li> <li>70% of the lowest income respondents reported not using meal services.</li> </ul>
<p data-bbox="228 1272 477 1356"><b>Social &amp; Civic Engagement</b></p> 	<ul style="list-style-type: none"> <li>Respondents rated the most important activities as those that are affordable (94%), have senior discounts (90%), and social activities with widely publicized and accurate information about them (91%).</li> <li>70% of respondents interact daily with their friends, family or neighbors in their community.</li> </ul>
<p data-bbox="220 1524 488 1692"><b>Access to Community Resources and Information</b></p> 	<ul style="list-style-type: none"> <li>The Senior Center is the top information resource for older adults. 93% of respondents gather their information from the Senior Center.</li> <li>60% of respondents access the Senior Center.</li> <li>Senior Center utilization was higher among respondents ages 70 and over and among those with lower income.</li> </ul>

## Key Focus Group and Partner Findings

### Focus Group Participants

- The most frequently cited need by focus group participants was housing, including the lack of affordable housing, the high cost of property taxes, the need for help with home maintenance and modifications, and assistance completing housing applications.
- Focus group participants also frequently cited the need for sidewalks to be repaired or replaced, which were reported to be especially dangerous at night.
- There was also a need for safer intersections and more visible traffic signs.
- With regards to transportation options, older adults indicated a need for more accessible and conveniently located bus stops, more frequent buses, a shuttle or trolley system, assisted rides, carpooling, and education on how to use Uber/Lyft.
- Focus group participants and survey respondents expressed a high level of satisfaction with the Senior Center, although there is a desire for extended hours, especially hours that can accommodate people who work.
- The ability to access information about services was cited as a challenge by focus group participants.
- Residents discussed the need for affordable activities, classes geared towards older adults still in the labor force, senior job internships, volunteer opportunities, and more intercultural and intergenerational activities and settings.

### Santa Clara Partners

The feedback shared by Santa Clara partners validated many of the needs identified by focus group participants, such as the need for affordable housing, safer sidewalks and intersections, convenient and accessible transportation options, and employment opportunities for older adults. Additionally, Santa Clara partners stressed the need for improved mental, physical, and social health services. Partners expressed a need to address the high level of anxiety and sadness reported in the survey, particularly among lower-income respondents. Loneliness was framed by partners as a health-risk that should be a priority moving forward. Also with regards to health, partners discussed the need for greater outreach for nutrition programs, especially geared towards lower-income older adults who are not currently accessing meal services.

## About the Senior Needs Assessment

Santa Clara’s commitment to being an age-friendly community prompted the City Council’s adoption of a Resolution on October 25, 2016 authorizing the City to participate in the World Health Organization’s Age-Friendly City Global Network. According to the AARP Policy Book, the guiding principle of an age-friendly society focuses on designing livable communities that are safe and secure, have affordable housing and transportation options, and offer supportive community features and services. “Once in place, those resources enhance personal independence, allow residents to age in place, and foster their engagement in the community’s civic, economic, and social life.”<sup>i</sup>



In an effort to strengthen older adult services and to identify any gaps in service, the City updated its Senior Needs Assessment last completed in 2010. Survey findings from that time reflect that the majority of Santa Clarans were college-educated, had lived in the city a long time, spoke primarily English, felt safe on the streets, and 77% enjoyed overall good health. Respondents looked to the Senior Center and city publications for information and 75% used the internet. Transportation, housing, and unexpected major expenses were the challenges of primary concern throughout the age groups as individuals planned to age in place.

In the City of Santa Clara in 2015, 12.3% of older adults (65+) live at or near the Federal Poverty Line (138% of FPL), earning under \$1354/month for a single-person household or \$1832/month for a two-person household.<sup>ii</sup> UCLA’s Elder Index reflects not just the cost of food in determining poverty, as reflected by the Federal Poverty Level, and looks at the overall cost of living specific to an area. For example, in Santa Clara County in 2015, 26% of all older adults 65+ live at or below the Elder Index threshold of \$2370/month.<sup>iii</sup> Furthermore, the Index estimates that nearly half (46%) of all older adults living alone and one out of three older adults living in two-elder households in Santa Clara County lack the financial resources required to pay for basic needs.<sup>iv</sup> This indicates that a large percentage of older adults are living in a gap between poverty and economic security.

- Individuals in this “gap” often have incomes too high to qualify for many means-tested public programs, yet are too low to provide for their basic cost-of-living needs (housing, food, healthcare, transportation) and all of the supports necessary to age safely and independently in their homes.
- In every state, the share of older adults living “in the gap” between the FPL and the Elder Index is larger than the share living in poverty.

Following the Great Recession, those gaps between resources and supports have become even more of an issue for frail older adults living on fixed incomes. In the time since the 2010



assessment, many residents have not been able to stay in Santa Clara due to rising rents and a lack of long-term care services, such as affordable homecare.

The City of Santa Clara Parks & Recreation Department conducted its second Senior Needs Assessment in 2017. In developing the assessment, Santa Clara drew upon the Eight Domains of Livability Framework established by the World Health Organization. The framework is used by many communities to organize and prioritize their work to become more livable for older residents and people of all ages.

## Report Overview

This report presents the data that was collected for the 2017 Senior Needs Assessment, providing information to help align the needs of older residents with available services. The report is organized by the World Health Organization's age-friendly domains asked about in the survey: Economics and Employment; Community; Housing; Outdoor Spaces and Buildings; Transportation and Streets; Health, Wellness, and Nutrition; Social and Civic Engagement; and Access to Community Resources and Information.

Each section of the report contains: 1) data from online and paper surveys; 2) data from the focus groups, referred to as "Focus Group Observations;" and 3) data from the February 2018 local service providers and advocates partner meeting, referred to as "Partner Reflections." In addition, a section of the report is focused on highlighting the gaps in resources identified from the assessment. Santa Clara's findings are compared to results from the Santa Clara County Livability Survey and Sourcewise's Area Plan on Aging: 2016–2020. Finally, the report concludes with a prompting for the City of Santa Clara to develop an action plan to address priorities and needs of aging older adults in the City.

Findings from the 2017 Senior Needs Assessment were compared to the previous assessment of senior needs conducted by Santa Clara in 2010. Comparisons were possible for several items where the questions and response options were the same. When considering 2010 and 2017 needs assessments, similar rates were reported by respondents for home ownership, doctor visits, and feelings of isolation, sadness/depression, and interest in doing enjoyable activities. Similar proportions were also reported for utilization of meal services, for missing balanced meals, and the primary reasons for missing balanced meals. Lastly, similar rates were observed for natural disaster preparation planning.

Overall, the results were mostly similar, and the few differences that were identified are noted throughout the report including slightly higher perceptions of good physical health and reporting of frequent exercise, and a lower prevalence of anxiety in 2010.

## Methodology

### *Data Collection*

Data was collected for the Senior Needs Assessment by Santa Clara's Parks & Recreation Department from May 2017 through July 2017. The data collection consisted of online surveys and paper surveys available in English, Spanish and Vietnamese, and focus groups offered in English, Spanish, and Mandarin with older adult residents of Santa Clara ages 50 and over. A total of 785 residents completed the survey. The survey asked residents about their socio-economic background, employment status, physical and mental health, disaster preparedness, and usage of the Senior Center. Residents were also asked about their perceptions of Santa Clara as a place to live as they age, and to rate the extent to which they want to have various age-friendly features in their community. Outreach for the survey was conducted by staff of the Parks & Recreation Department at the Senior Center, senior resident facilities, community events, and locations visited by older adults such as grocery stores, the library, and a farmers market. Heart of the Valley assisted with the outreach for the survey and delivered the survey to homebound seniors through their door-to-door transportation services.

In addition to the survey, seven focus groups were held at the Senior Center with 31 Santa Clara residents. One of the seven focus groups was held in Spanish and another offered in Mandarin. A focus group was conducted by Heart of the Valley comprised of their agency's client and volunteer base. Focus group participants were asked about their experience in the eight domains of livability, and the programs that could benefit the community in those areas. They were also asked where they would refer community members in need of dementia care services.

### *Partner Engagement*

Santa Clara convened partners in May 2017 to obtain their input on the design of the assessment and again in February 2018 to present the assessment findings. At the February 2018 meeting, ASR presented the key findings to partners and facilitated small groups where partners provided their input on the most pressing needs affecting older adults, model practices, and strategies to address the unmet needs of older adults. The individuals who participated in the meetings represented nonprofits and major county service providers including the Santa Clara County Department of Public Health, Department of Aging and Adult Services, and the Valley Transportation Authority. Participation from the City of Santa Clara included members of the City Council, Senior Advisory Commission, Cultural Commission, and staff from various departments.

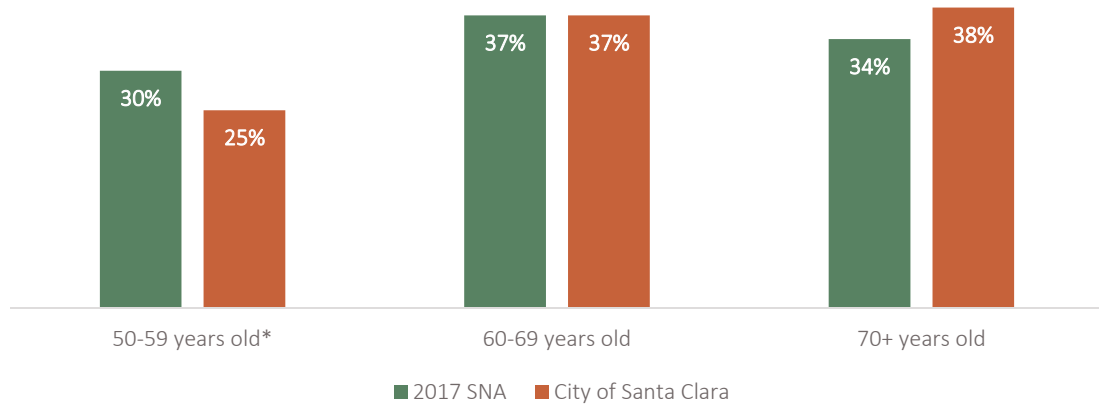
### *Consultants*

Applied Survey Research (ASR) was contracted to analyze the data, prepare the report of data findings, and facilitate the February 2018 meeting with community partners. ASR is a social research firm dedicated to helping people build better communities since 1980.

## Survey Demographics

A total of 785 residents completed the Senior Needs Assessment (SNA) survey. The sample included residents in their 50s (30%), 60s (37%), and 70s or older (34%). The age of survey respondents closely matched the age distribution of Santa Clara’s older adult population.


Figure 1. Age of Survey Respondents and of Santa Clara Residents 50+



Source for City of Santa Clara: U.S. Census Bureau, *2012-2016 American Community Survey 5-Year Estimates*. Note: The age breakout for the City of Santa Clara is for 55-59 year olds. Age breakout percentages for City of Santa Clara ages 55-59, 60-69, and 70+ were estimated using the population estimate 23,847. 2017 SNA n=761.

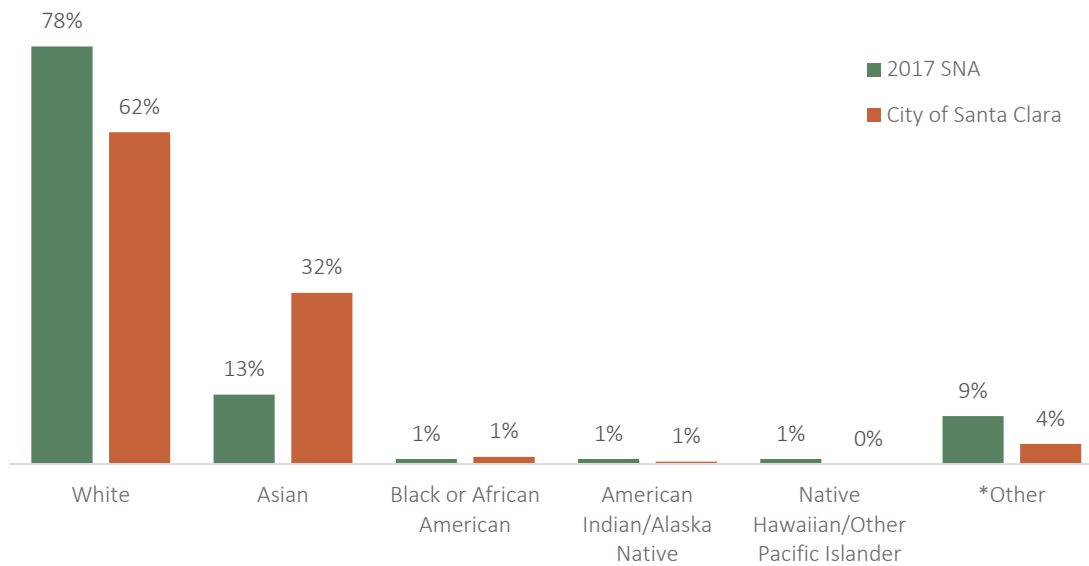
Two-thirds of the survey respondents were female (66%), and more than half (57%) were married. Most respondents (93%) reported speaking English at home, and over three-fourths were White/Caucasian (78%) followed by Asian (13%). Nine percent of respondents selected the Other category for race/ethnicity. The percentages of female and White survey respondents were higher than Santa Clara’s overall population as reported by the U.S. Census Bureau, while the percentage of Asian survey respondents was lower (see Figure 3).

Figure 2. Gender of Survey Respondents and of Santa Clara Residents 60 and Over



Source for City of Santa Clara: U.S. Census Bureau, *2012-2016 American Community Survey 5-Year Estimates, Population 60 Years and Over, n=17,825*. 2017 SNA n=776.

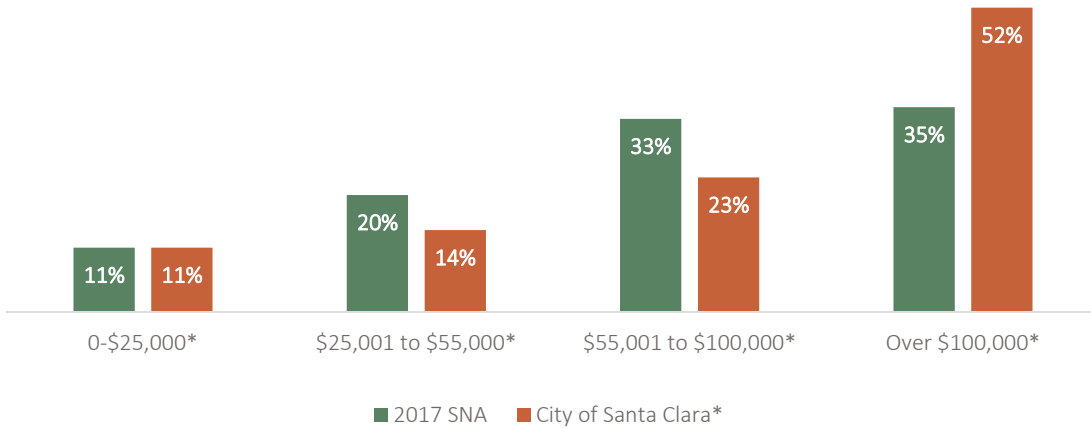
Figure 3. Race and Ethnicity of Survey Respondents and of Santa Clara Residents 60 and Over



Source for City of Santa Clara: U.S. Census Bureau, *2012-2016 American Community Survey 5-Year Estimates, Population 60 Years and Over*, n=17,825. Note: Ethnicity information for “Other” includes the categories of *Some other race* and *Two or more races*. 2017 SNA n=779.

Over one-third of survey respondents (35%) had a household income of over \$100,000 while nearly one-third (32%) had a household income of \$55,000 or less. Fewer survey respondents reported an income of \$100,000 or more compared to the City of Santa Clara (35% of survey respondents compared to 52% of the City of Santa Clara population).

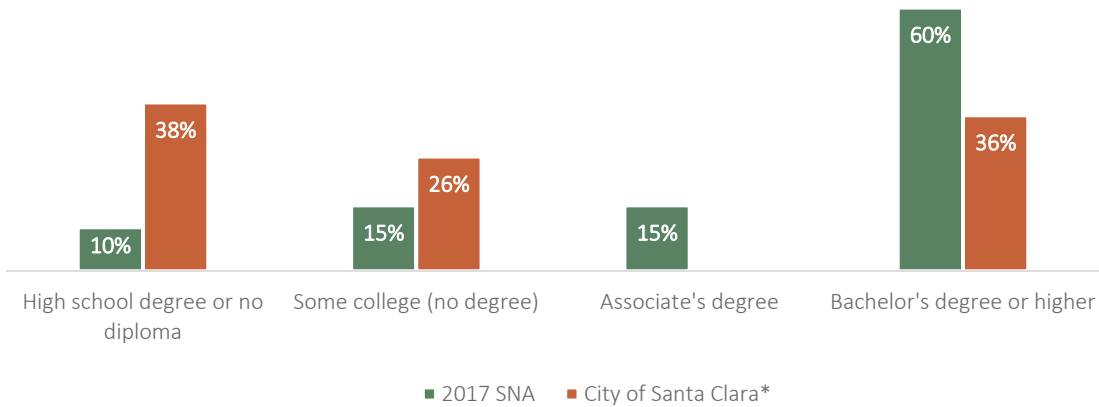
Figure 4. Income of Survey Respondents and of All Santa Clara Residents



Source: City of Santa Clara data pulled from U.S. Census Bureau, *2012-2016 American Community Survey 5-Year Estimates*, n= 122,725. 2017 SNA n=696. Note: Data for City of Santa Clara followed slightly different income breakout ranges: 0-\$24,999, \$25,000 to \$49,999, \$50,000 to \$99,999, \$100,000 and over.

Six in ten (60%) survey respondents had a Bachelor’s degree or higher, similar to the percentage citywide (57%). One in ten (10%) survey respondents had a high school degree or no diploma, which was lower than Santa Clara’s proportion of 22%.

Figure 5. Education Level of Survey Respondents and of Santa Clara Residents 60 and Over



Source: City of Santa Clara data pulled from U.S. Census Bureau, *2012-2016 American Community Survey 5-Year Estimates, Population 60 Years and Over*, n=17,825. Note: the categories some college and Associate’s degree are combined for the ACS data. 2017 SNA n=770.

# Economics and Employment

## Why is it important?

Economic wellbeing is a key component of livability. An age-friendly community provides ways for older people to work for pay or volunteer their skills and be actively engaged in community life.<sup>v</sup> The reported benefits of volunteering include a sense of self-worth, feeling active, and maintaining health and social connections.<sup>vi</sup>



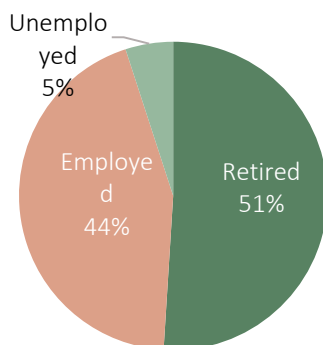
Livable communities provide residents an equal chance to earn a living wage and improve their well-being through quality job and education opportunities.<sup>vii</sup> According to the World Health Organization, older adults desire opportunities for employment and volunteering that are tailored to their needs and interests.

## What are the conditions of older adults?

### Survey Findings

More than half (51%) of survey respondents were retired and not in the labor force. Of those remaining, 44% were employed and 5% were unemployed. Residents ages 50-59 were the largest group that reported being currently employed (75%). Almost half (47%) of residents ages 60-69 are currently employed, while approximately one in six (15%) residents ages 70 and older are currently employed.

Figure 6. Labor Force Participation



Note: 2017 SNA n=777.

Survey respondents expressed concern about various living costs, which greatly impacted their ability to age in place in Santa Clara. Issues included being challenged to sustain their quality of life due to rising housing costs, taxes, healthcare, and insurance. A few respondents expressed a desire to access educational opportunities, learn about work opportunities, and use their knowledge and skills to assist the public.

### **Focus Group Observations**

Focus group discussions offered similar observations on affordability and difficulty managing living expenses. Some who are retired pointed to the need for other sources to supplement their income. Those who are willing to work noted that businesses are typically unwilling to hire older adults.

### **Partner Reflections**

Community partners indicated a need for older adult job internships and several suggested forging partnerships with Encore and Sourcewise to provide this service.

# Community

## Why is it important?

Research conducted by the AARP has found that the vast majority of people ages 50 and older want to stay in their homes and communities for as long as possible.<sup>viii</sup> The availability of age-friendly community features and services, such as home support, impacts the well-being of older adults, and their ability to remain in their communities as they age.

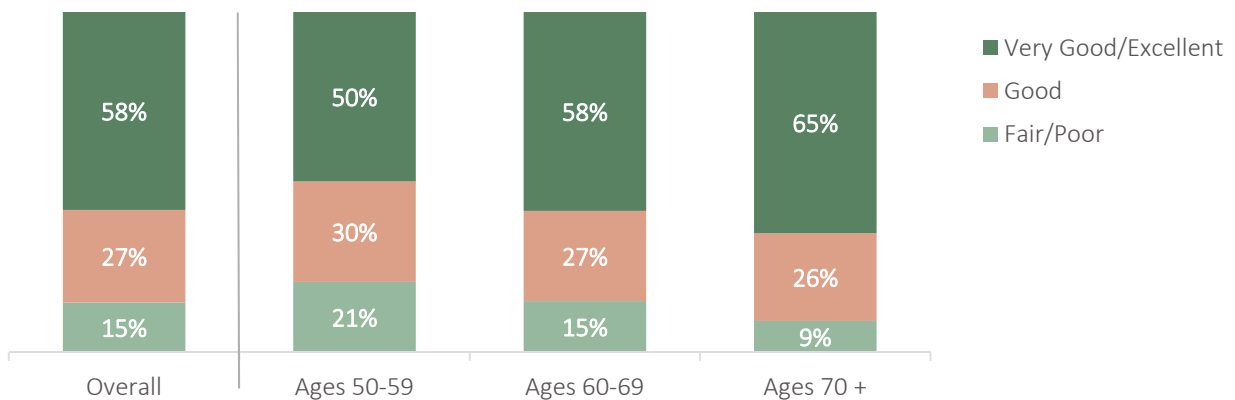


## What are the conditions of older adults?

### Survey Findings

Older adults indicated that the City of Santa Clara was a good place to live. Over half (58%) of 772 respondents rated the City of Santa Clara as a “Very Good/Excellent” place to live as they age, and positive ratings increased with age.

Figure 7. Perceptions of Santa Clara as a Place to Live as People Age, By Age



Note: Overall n=772, Age n= 766.

Three-quarters (78%) of respondents indicated it was “Very/Extremely Important” to remain in the City of Santa Clara as they age, and positive ratings increased with age.



# Housing

## Why is it important?

Age-friendly communities provide housing and support that allow older adults to age comfortably and safely.<sup>ix</sup> Aging in place can be possible if homes are appropriately designed or modified, and if a community includes affordable housing options for people of all ages, allowing everyone to live in a quality neighborhood regardless of their circumstances.<sup>x</sup>



## What are the conditions of older adults?

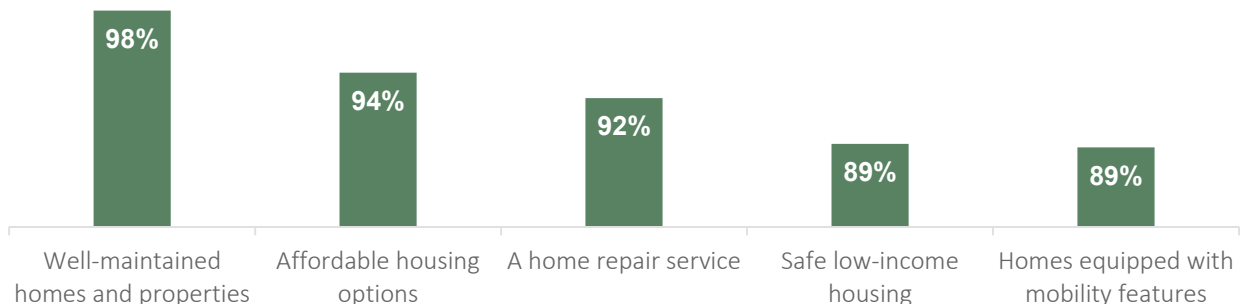
### Survey Findings

Over three-quarters of survey respondents (78%) own their home and one-quarter reported living alone.

Older adults highly value living independently in their home or in the City as they age. Most survey respondents (97%) indicated it was “Very/Extremely Important” to be able to live independently in their own home as they age.

Older adults value safe and well-maintained homes. Nearly all survey respondents (98%) indicated it was “Very/Extremely Important” to have a well-maintained home. In addition, nearly 90% of older adults indicated it was important to have safe low-income housing.

Figure 8. Percentage of Respondents Who Rated Having Safe, Well-Maintained Homes and Properties as “Very/Extremely” Important



Note: n=762-776.

Six in ten residents have lived in the City of Santa Clara for over 25 years. One in five (21%) survey respondents have lived in the City of Santa Clara for fifteen years or less.

Survey respondents reported difficulty in finding or being able to qualify for affordable senior housing. Many cited the high cost of living in Santa Clara and the rapid development and growth of residential complexes that appear to be mostly unaffordable to most older adults.

### **Focus Group Observations**

Focus group participants identified the high cost of housing, increasing property taxes, lack of assisted living, and dementia care services as concerns.

### **Partner Reflections**

Several needs and gaps in housing were identified by community partners:

- Lack of affordable housing. Homecare workers are not able to afford to live in the area.
- Perception that there is a lack of home repair and home maintenance services. Partners shared as a preferred model a centralized downtown with housing options nearby.

# Outdoor Spaces and Buildings

## Why is it important?

Outdoor spaces and public buildings have a major impact on the mobility, independence, and quality of life of older people and their ability to “age in place.”<sup>xi</sup> Green spaces, sidewalks, safe streets, outdoor seating and accessible buildings benefit people of all ages.<sup>xii</sup> Age-friendly features could include intergenerational community gardens, senior-friendly parks, parklets, improved sidewalks/walking areas, and wayfinding signs.



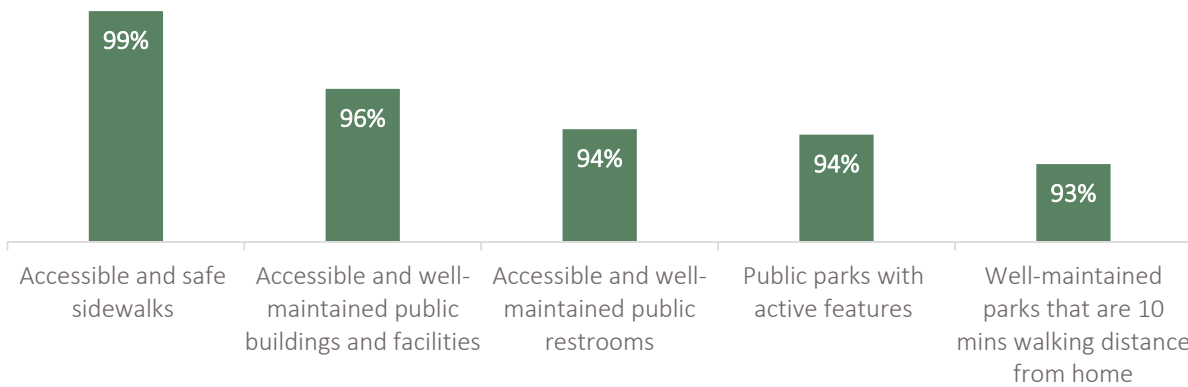
## What are the conditions of older adults?

### Survey Findings

Older adults highly value safe, well-maintained spaces for active living. Most survey respondents (93% to 99%) attributed high importance to having well maintained, safe and accessible sidewalks, public buildings/facilities, and public parks with active features, such as walking paths and outdoor sports courts in the city.

*“I would love to be able to stay once I retire, but with the cost of living going up so much here, particularly rent, and the congestion in the streets, I will probably have to leave.”*

Figure 9. Percentage of Older Adults who Rated Safe, Well-maintained Public Spaces for Active Living as “Very/Extremely” Important



Note: n=772-779.

## Focus Group Observations

Focus group participants mentioned a few challenges related to outdoor spaces and buildings, such as poor sidewalks conditions, alcohol use and litter at the parks, and lack of parking at the Senior Center. However, residents did enjoy the ramps added to sidewalk corners, the beauty of Central Park, and well-maintained public restrooms at the park. In general, participants desired interest in access to green spaces, such as parks, trails, and community gardens.

## Partner Reflections

Community partners indicated a need for sidewalk repairs. Partners identified the problem of raised roots in sidewalks, which make walking especially dangerous for older adults.

The current models and practices for outdoor spaces and buildings shared during the partner meeting included:

- Walkable, smaller communities within a larger community so that services and shops are within a few blocks of homes.
- Reassessment of how many handicap parking spaces are required at residential or retail development that will attract seniors. Encourage older adult specific parking spaces close to shopping centers.
- Perform sidewalk audit to help areas in need of repairs.
- Revitalize the downtown with walkable, wide sidewalks.
- Community gardens can create a place for older adults to be social, active and share produce.

*“...our city sidewalks and streets are in need of repair/replacement to allow people to walk safely.”*

# Transportation & Streets

## Why is it important?

Access to affordable, convenient, and safe travel can have a major effect on quality of life. Livable communities provide residents with transportation options that connect people to needed services, economic opportunities, and social and civic activities.<sup>xiii</sup> Age-friendly transportation features include well-maintained streets and intersections, adequate time to cross the street, easy-to-read traffic signs, and low-cost, affordable public transportation options. Age-friendly communities have implemented senior shuttles, improvements in walking environments, and ride shares.



Transportation and Streets plays a vital role in the public’s daily lives. From walking and/or biking to school, commuting to work, running errands, or even having groceries or goods delivered, all users interface with the transportation system. When the overall transportation system (roads, sidewalks, trails, transit) is well designed, functioning at a high level, and properly maintained/managed, residents and businesses tend to thrive which has an overall benefit to the local economy. Additionally, when users have a variety of viable mobility options, this provides access to goods and services which can lead to better quality of life.

## What are the conditions of older adults?

### Survey Findings

Many respondents placed a high level of importance on safe and accessible transportation. Nearly all of the survey respondents (98% to 99%) indicated it was “Very/Extremely Important” to have safe and well-maintained streets. Between 94% and 96% of respondents indicated it was “Very/Extremely Important” to have safe transportation stops and accessible and convenient public transportation.

*“Transportation is a huge problem when a senior is no longer able to drive. My nearest bus line is 4 blocks away, and runs so infrequently that it would be very inconvenient to use regularly.”*

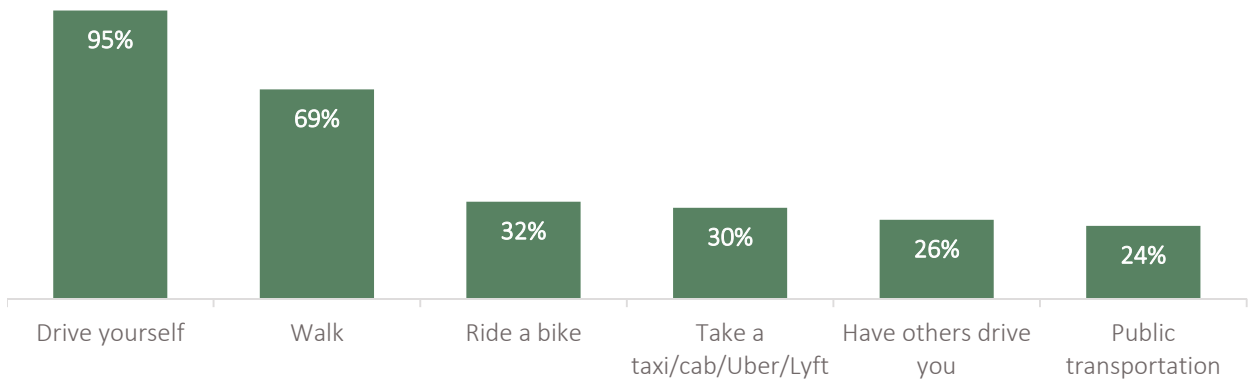
Figure 10. Percentage of Respondents Who Rated Having Accessible and Well-Maintained Transportation Infrastructure as “Very/Extremely” Important



Note: n=761-774.

Ninety-five percent of all survey respondents indicated that they drive themselves to go shopping, attend doctor visits, run errands, or travel to other places. Over two-thirds (39%) of lower income residents earning \$25,000 or below reported using public transportation to get around compared to 17% of higher income residents earning over \$100,000.

Figure 11. Percentage of Respondents who rated how they got around for shopping, doctor visits, errands, and other places



Note: n=639-773.

Survey respondents commented on the lack of time to cross streets and the need for low-cost transportation options for older adults (such as more bus routes, a senior bus system, assisted rides and carpooling).

## Focus Group Observations

Focus group participants identified several transportation challenges, such as limited bus and train routes serving areas away from main streets and the lack of weekend public transportation options. Increased traffic congestion was identified as posing a challenge to pedestrian and motorist safety.

## Partner Reflections

At the community partner meeting, participants identified the following transportation needs:

- Increased pedestrian safety (e.g., signage and traffic enforcement for pedestrian crossing).
- A City shuttle service for older adults.
- A mini-transit within the City that is safe and accessible.
- More bus stops (near public facilities, such as the Library and closer to homes to reduce the distance) and more frequent buses.
- Help older adults become more Uber/Lyft savvy.

The current models and practices for transportation shared during the partner meeting included:

- Shuttle services (based on Mountain View, Palo Alto or Heart of the Valley programs).
- Safe routes to parks.

# Health, Wellness & Nutrition

## Why is it important?

Health and support services are essential to maintaining the health and independence of older adults.<sup>xiv</sup> Healthy communities provide access to high quality, appropriate, and affordable health care and mental health services. Additionally, they offer easy access to exercise opportunities, nutrition services, and have smoke-free air laws.<sup>xv</sup>



## What are the conditions of older adults?

### Survey Findings

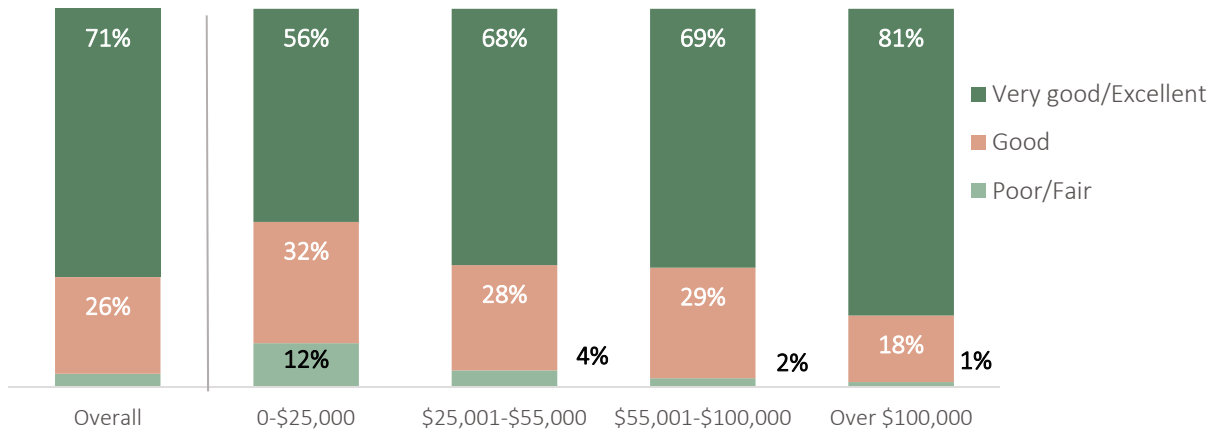
Respondents reported strong physical health. Seven in ten survey respondents (71%) rated their health as “Very Good” or “Excellent” and 81% reported engaging in frequent exercise. Almost all respondents (98%) indicated it is important to remain physically active as long as possible, and eight in 10 (81%) survey respondents engaged in some form of physical exercise at least several times a week.

Survey respondents in 2010 reported slightly higher ratings than those reported by 2017 respondents for perceptions of “Good/Excellent” health (77% compared to 71%) and frequent engagement in exercise (85% compared to 81%), respectively.

Perceptions of health varied by income. The following figure depicts lower income adults were less likely to report their health as good as compared to adults with a higher income. Fifty-six percent of respondents earning \$25,000 and under rated their health as “Very Good/Excellent” compared to 81% of respondents earning over \$100,000.



Figure 12. Perceptions of Health, by Income



Note: Overall n=774, Income n=691.

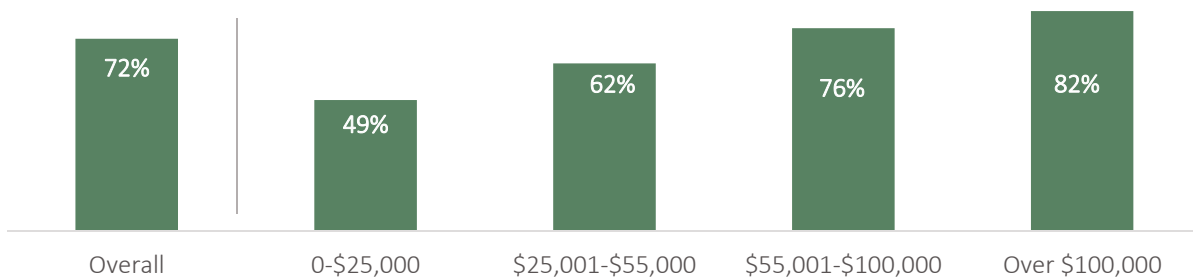
### Physical Exercise

Lower income adults also reported lower levels of exercise. Seventeen percent (17%) of lower income respondents reported engaging in physical exercise less than once per month, compared to 2% of those earning over \$100,000.

### Prevalence of Disabilities or Handicap

The survey asked respondents whether they have a disability, handicap or disease that has kept them or their spouse from fully participating in daily activities. Close to three-fourths (72%) reported no disability or handicap. Respondents who were ages 50 to 59 and those earning over \$55,000 were more likely to report not having a disability or handicap.

Figure 13. Percent of Respondents Who Reported Not Having a Disability or Handicap, by Income

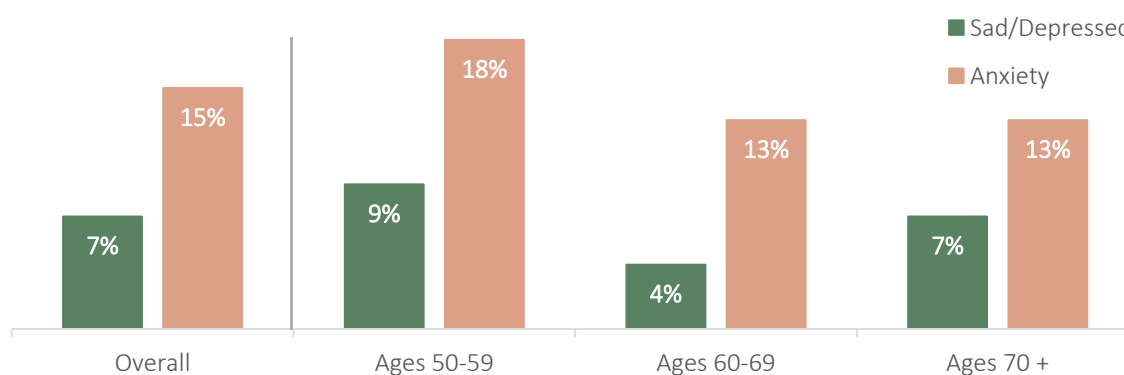


Note: Overall n=768, Income n=691.

## Mental Health Status

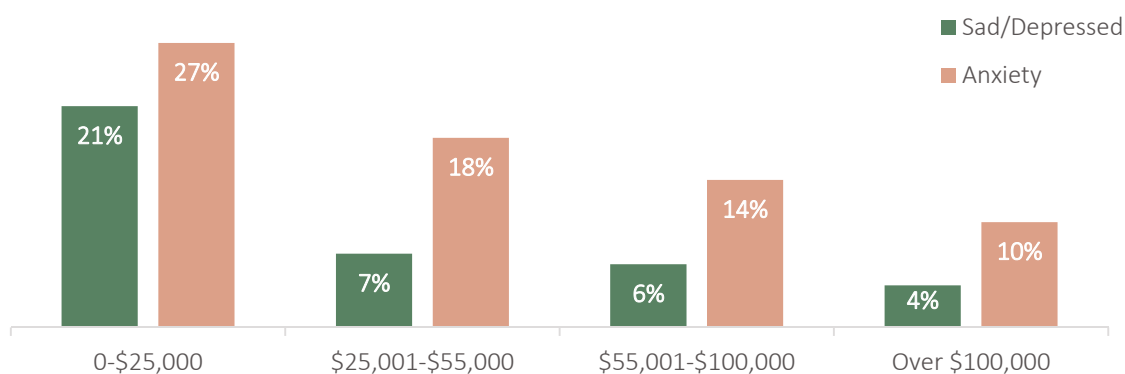
Respondents were asked whether they had felt sad/depressed or anxious during the past two weeks. Seven percent of survey respondents reported experiencing sadness/depression and 15% reported experiencing anxiety. In 2010, rates of sadness/depression stayed the same and anxiety was slightly lower with 11% reported feeling anxious. In the recent survey, reports of sadness/depression and anxiety were prevalent across age groups and were higher among the lowest income and unemployed residents.

Figure 14. Percentage of Respondents who "Often/Always" Felt Sad/Depressed or Anxious in the Past Two Weeks



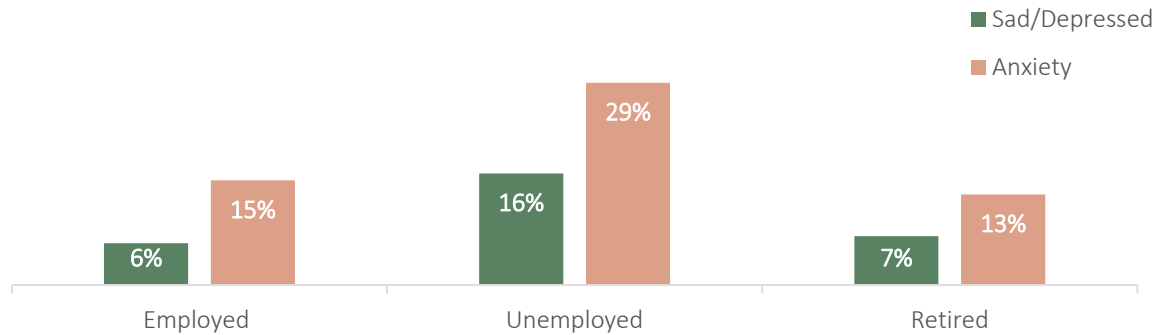
Note: Overall - reporting some level of sadness/depression n=759. Overall - reporting some level anxiety n=749. Age - reporting some level of sadness/depression n=754. Age - reporting some level anxiety n=744.

Figure 15. Percentage of Respondents Who "Often/Always" Felt Sad/Depressed or Anxious in the Past Two Weeks, By Income



Note: Sadness/depression n=680. Anxiety n=673.

Figure 16. Percentage of Respondents Who "Often/Always" Felt Sad/Depressed or Anxious in the Past Two Weeks, By Employment Status



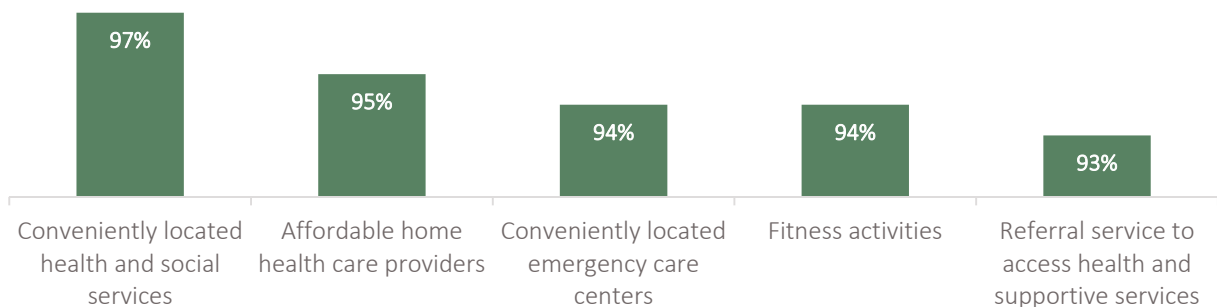
Note: Sadness/depression n=756. Anxiety n=745.

Six percent of older adults reported isolation “Often/Always” during the past two weeks. A similar percentage (8%) of older adults in 2010 reported feeling isolated. Research shows that isolation can be considered a health risk associated with increased mortality and other adverse health effects, such as dementia, increased risk for hospital readmission and increased risk of falls.<sup>xvi</sup>

### Wellness Support Services

Older adults highly value health and wellness supportive services. Ninety-seven percent of all survey respondents indicated it was “Very/Extremely Important” to have conveniently located health and social services while 95% thought it was important to have affordable health care providers.

Figure 17. Percentage of Respondents Who Rated Having Health and Wellness Supportive Services and Activities as “Very/Extremely” Important



Note: n=760-768.

### **Doctor Visits**

Just over half (53%) of respondents see a doctor several times a year. Four in ten respondents reported seeing a doctor once a year. Older adults ages 70 and over reported seeing a doctor more frequently than their younger counterparts.

### **Nutrition**

Low-income survey respondents are more likely to miss a balanced meal weekly compared to higher income respondents. Twenty one percent of those earning \$25,000 and under missed a balanced meal weekly, compared to 13% of those earning over \$100,000. Of the of low-income respondents who reported missing a balanced meal weekly, half had not used the meal services asked about in the survey including, Meals on Wheels, Second Harvest Food Bank, and meals at senior centers.



### **Disaster Preparedness**

Over one-third of older adults are not prepared for a disaster. The survey asked respondents if they have a plan to survive in their home after a natural disaster. Over one-third (37%) of respondents did not have a plan in place.

## Focus Group Observations

Focus group participants mentioned a few primary concerns related to health, wellness and nutrition such as struggling to find information about community services and where to obtain medical supplies, such as wheel chairs, canes and walkers. Participants noted that resource fairs and support from faith communities have been helpful.

## Partner Reflections

At the community partner meeting, participants indicated a need for:

- Improving mental, physical and social health. There are high rates of anxiety among older adults regardless of income and there is a need to focus on loneliness and sadness as health risks.
- Limited transportation and bus passes to travel to nutrition programs.
- There should be a focus on outreach for those who can benefit most from nutrition programs.
- Market and educate older adults about meal service options since the survey data indicate that most low-income seniors are not using meal services.
- Flexibility in regards to the needs of the community. For example, home delivery for homebound older adults and pick-ups or shared meals for the mobile population.

The current models and practices for health, wellness and nutrition shared during the partner meeting included:

- Meal sharing service. It was suggested that a social media site could pair people who need food with people who are making food.
- Neighborhood 'Meals on Wheels' program.
- A community where someone's skill, service or other means of barter can be traded for meals.

# Social and Civic Engagement

## Why is it important?

Social participation and social support are strongly connected to good health and well-being.<sup>xvii</sup> Livable communities promote the inclusion and contribution of older adults into all areas of community life. Opportunities to connect and feel welcomed help lessen social isolation among older adults and strengthen the entire community.<sup>xviii</sup> Additionally, a livable community provides ways for older residents to volunteer their skills and creates intergenerational settings for young and older residents to learn from and value each other.<sup>xix</sup>

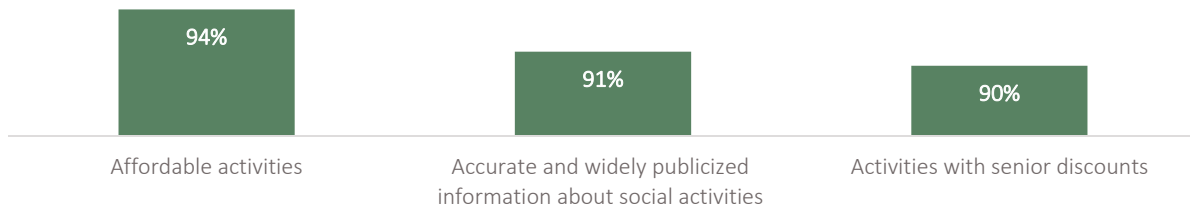


## What are the conditions of older adults?

### Survey Findings

Older adults placed high importance on the availability of a wide array of social and volunteer activities in their community. As shown in the figure below, between 90% and 94% of older adults attributed a high level of importance to affordable activities, widely publicized information about activities, and activities with a discount.

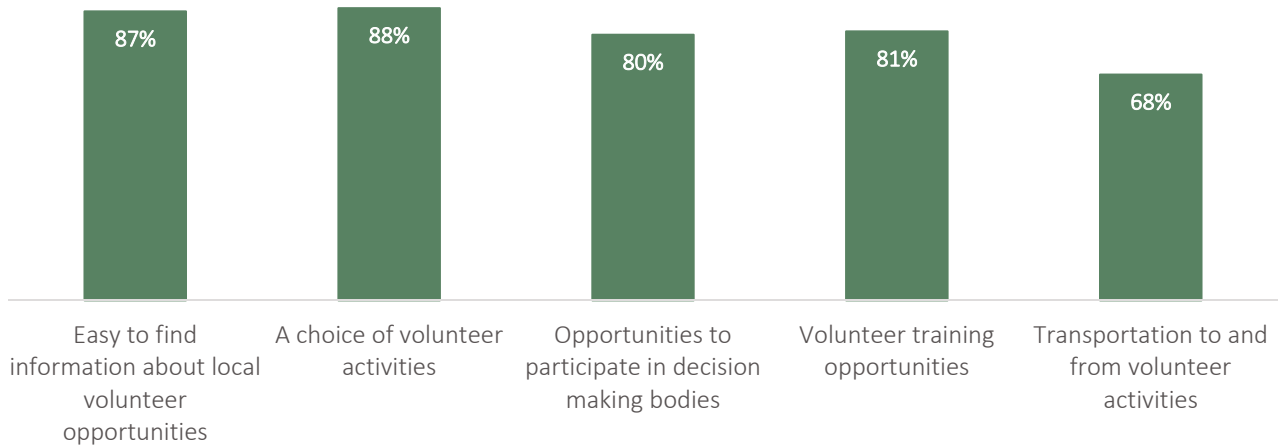
Figure 18. Importance of social activities rated as “Very/Extremely Important”



Note: n=764-766.

Between 87% and 88% of respondents rated easy to find information about local volunteer activities, as well as a choice of volunteer opportunities, as “Very/Extremely Important.”

Figure 19. Importance of volunteering and civic participation rated as “Very/Extremely Important”



Note: n=765-775.

Seven in ten survey respondents (70%) interact (in person, by phone or online) daily with their friends, family or neighbors in their community.

Survey respondents commented on the importance of social and civic engagement, including creating spaces for activities in the downtown area and engaging Santa Clara City residents in local decision-making. Respondents expressed a desire to participate in cultural activities and noted the need for greater inclusion and social cohesion.

*“Give more volunteer opportunities to seniors because this activity allows them to feel more included and valued.”*

### Focus Group Observations

Focus group participants expressed an interest in volunteering opportunities to feel valued and included, and in participating in an array of intergenerational social activities and settings (e.g., City programs, parades, community projects). Some noted that the City of Santa Clara is doing well with providing opportunities for residents of all ages to interact. In addition, participants mentioned an appreciation for diversity and cultural inclusion.

One participant reported feeling a general lack of respect in the community for the elderly and a few participants pointed to the value of providing more visible roles and opportunities for older adults to contribute to the community.

## Partner Reflections

- Partners indicated a need for programs/classes or mentors for younger older adults 50-65 (those still in labor force).
- Partners recommended an older adult discount booklet to offer discounts/coupons for various programs and activities.
- The current models and practices for social and civic engagement shared during the partner meeting included providing offsite programs/meet-ups for “younger older adults” who work.



# Access to Community Resources and Information

## Why is it important?

Livable communities provide access to information about community activities and needed services through a variety of means adapted for a spectrum of vision and hearing abilities.

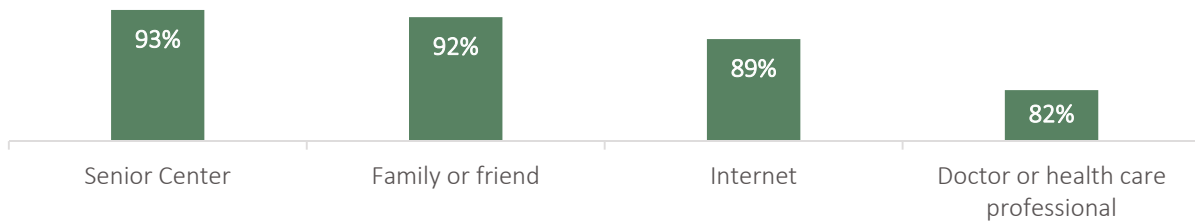
## What are the conditions of older adults?

### Survey Findings

The Senior Center is the top information resource for older adults. Ninety-three percent of older adults gather their information most often from the Senior Center followed by a family or friend (92%), the internet (89%), and their doctor or other health care professional (82%). Older adult residents ages 70 and over were less likely to report using the internet to access information.



Figure 20. Where Respondents Most Often Access Information About Services



Note: n=727-771.

A large majority (89%) of respondents want a centralized source of community information, 86% want free access to computers and the Internet in public places, and 78% want in-person delivery of community information to home-bound older adults as well as clear displays of information with large lettering. Respondents noted a lack of information about services and expressed a strong interest in learning how to better access this information.

## Senior Center Usage

Sixty percent of survey respondents accessed the Senior Center, with usage increasing with age: 37% of residents in their 50s use the Senior Center, as compared to 73% of those ages 70 and over. When asked about what prevents them from using the Senior Center, residents in their 50s most often indicated “Hours of operation don’t meet my needs” (36%); “Don’t know what is offered” (32%); and “I don’t identify with the name Senior Center” (22%).

*“The Senior Center needs extended hours for people who work.”*

Utilization of the Senior Center was higher for lower income adults. Close to three-fourths (73%) of older adults earning \$25,000 and under reported using the Senior Center, compared to 40% of respondents earning over \$100,000.

Survey respondents provided positive comments on their experiences accessing and utilizing the Senior Center, and working adults suggested extending Center operating hours in order to better access the services and programs. It is clear that the Senior Center is perceived as providing opportunities to support active lifestyles and to learn about age-appropriate services and resources.

## Focus Group Observations

Similar to the survey findings, focus group comments reflected very positive views about participant experiences with the Senior Center, but many expressed the need for extended hours and more activities. As noted in the survey findings section, participants also expressed an interest in a centralized information system about resources to better link seniors to appropriate services.

Focus group participants mentioned a few challenges in regards to community resources and information such as:

- Residents without internet or cable cannot access information.
- Some rely solely on information from electricity bill inserts, libraries and Senior Center bulletins.
- Northside residents experience transportation challenges and have limited access to information from the Senior Center.

## Partner Reflections

At the community partner meeting, participants indicated a need for:

- Improved communication with older adults. Sometimes older adults are not called back.
- More information on things to do in the City of Santa Clara.

- A better way to disseminate information, as there is a lot of information, but it is not being accessed.
- Extended Senior Center hours.

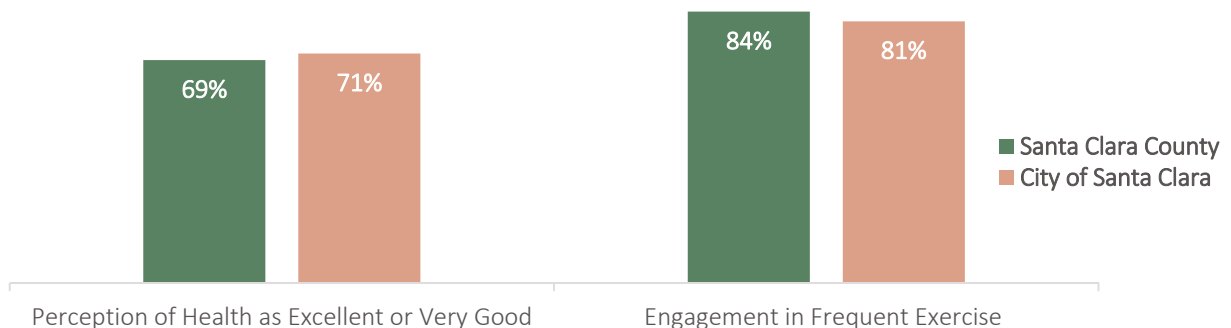
## Comparison to Other Local Studies

### Santa Clara County Livability Survey

To better understand how the findings of Santa Clara’s Senior Needs Assessment aligned with other local studies, Santa Clara’s survey results were compared with the results from Santa Clara County’s Livability Survey conducted by the Santa Clara County Public Health Department in 2016. The surveys were evidence-based and asked similar questions, which allowed for a thorough comparison of the results. In both surveys, respondents were asked how important it was to have various age-friendly features, services, and activities in their community. A comparison of the survey results showed that respondents attributed similar ratings to the age-friendly features asked about in the county and city surveys. The highest rated age-friendly items across both survey samples were: accessible and safe sidewalks; well-maintained streets; affordable activities; and widely publicized information about social activities. Additionally, there was similarity in the top resources used for information about services for older adults, which included the local senior center and the internet. Although the top rated items were similar across both studies, the ratings were more favorable among City of Santa Clara residents as compared to residents countywide.

There were also similarities with regards to perceptions of health and engagement in frequent exercise as shown in the figure below.

Figure 21. Perceptions of Health Items & Level of Exercises, by Locality



Note: City of Santa Clara Perception of Health n=774. City of Santa Clara Engagement in Frequent Exercise n=768.

The comparison of results between the countywide and Santa Clara surveys showed differences with regards to perceptions of their communities’ livability as they age, with ratings being higher in the countywide sample. Eight in ten (80%) of residents countywide reported their city as “Excellent” or “Very good” for people to live as they age, compared to 58% of Santa Clara residents. However, the percentage of residents who said it was “Extremely” or “Very important” to remain in their city as they age was higher for the city (78%) than the county (66%).

## Sourcewise's Area Plan on Aging 2016-2020

Sourcewise, Santa Clara County's Area of Aging Agency, provides programs for older adults, such as the Health Insurance Counseling & Advocacy Program, Multiple Older Adult Services Program, Meals on Wheels, and acts as the county's payment facilitator for In-Home Supportive Services. Sourcewise has taken a leadership role in addressing issues important to older adults in Santa Clara County. In order to develop their Area Plan on Aging, Sourcewise conducted a comprehensive Needs Assessment in 2015 to obtain information specific to the identified needs of adults 60 years or older living in Santa Clara County. The Assessment consisted of a random-digit dial telephone survey, focus groups, and surveys of caregivers and providers.

The needs that surfaced from the Sourcewise study were compared to Santa Clara's findings to understand the extent to which there was alignment of need, and to validate Santa Clara's results since the Sourcewise study was more comprehensive. However, the Sourcewise study employed a methodology distinct from Santa Clara, which limited the comparability between studies. Several of the general areas of alignment are described below:

- Focus group respondents in the Sourcewise study were asked to identify which resources were currently available in Santa Clara County to address their needs. Older adults most frequently responded that the (senior) community center where the focus group was held helped them address their needs. Similarly, the top resource cited by older adults in Santa Clara was the Senior Center.
- Countywide residents were asked to identify, from a list, which services were lacking for older adults. The services most often identified by respondents as missing were: fraud & financial abuse education (27%); help finding housing (25%); legal services (23%); and general information on aging (22%). The common themes that emerged from the Santa Clara focus groups also included housing and information on aging.
- Among providers in the Sourcewise study, the top five most identified unmet needs of older adults were: help finding housing (74%); access to transportation (67%); counseling or care management (56%); health services (44%); and help with health insurance (37%). The top needs that emerged from partners in Santa Clara were consistent, with housing, access to transportation, and physical/mental health frequently cited.
- In the Sourcewise study 73% of older adults reported driving themselves as the most frequently identified mode of transportation, similar to the Santa Clara assessment, although the percentage was much higher in Santa Clara (95%).
- 20% of Sourcewise older adult respondents indicated they did not feel comfortable using public transportation. The commonly cited reasons were consistent with the needs expressed by Santa Clara focus group participants including: does not stop near residence; does not go where needed, and it's difficult to plan a trip.

- Focus group participants in the Sourcewise study discussed difficulties related to accessing information. The most frequent issues mentioned by participants were language barriers, outdated lists, and limited printed resources. In Santa Clara, focus group participants also expressed a need for more paper communication.

## Next Steps – Action Planning

The mission of the City of Santa Clara is to promote a living and working environment that allows for the best quality of life by serving the community with resourceful, efficient, progressive and professional leadership.

### What is the City currently doing to improve the conditions of older adults?

Joining 15 cities county-wide, Santa Clara now a designated Age-Friendly City, is committed to be a livable community, and understands that being age-friendly benefits the entire community. For example, barrier-free buildings and streets enhance the mobility and independence of people with disabilities of all ages, and families experience less stress when their older members have the community support and health services they need. Moreover, post-retirement, many older people continue to provide unpaid and voluntary work for their families and communities.<sup>xx</sup> Santa Clara recognizes and values the participation and contribution of older adults.

Using the lens of an Age-Friendly City, Santa Clara can categorize their department updates as well as work plan and project goals into one of the eight domains of focus. Current updates or reports are described in detail below:

#### Housing

The cost to rent or purchase housing in the Bay Area is becoming increasingly expensive for thousands of older adults, both for those on fixed retirement incomes as well as those who have not yet reached retirement. In 2015, UCLA's Elder Economic Security Standard (The Elder Index) which reflects the cost of housing, food, healthcare, transportation, and other expenses, estimates the annual basic cost of living for an older adult couple in Santa Clara County at \$36,660, or \$3,055/month.<sup>xxi</sup> For those who have only small pensions, social security, and a few assets, their only hope for safe, secure, and affordable housing is through units built with the assistance of local government resources and through Federal tax credit programs.

Part of the problem for cities like Santa Clara is simply a lack of affordable housing. Santa Clara can be characterized as a "job rich" community, where the number of jobs has well exceeded the number of housing units. According to a March 2017 report published by SiliconValley @ Home<sup>xxii</sup>, the City of Santa Clara has a 2.38 jobs-housing ratio imbalance (i.e., 2.38 jobs for every housing unit) making it even harder for seniors, particularly those on a fixed income, to access housing.

The City of Santa Clara is committed to ensuring availability of affordable housing to moderate, low, very-low and extremely-low income households and seniors through the adoption of the Affordable Housing Ordinance and Impact Fees. The new requirements will include a

combination of inclusionary requirements for residential projects and impact fees for smaller projects and nonresidential projects to provide a steady stream of affordable housing units and income to fund the provision of affordable housing projects across the City.

Over the next 5 years, the City of Santa Clara hopes to create at least 400 new older adult affordable housing units by leveraging Federal, County, and local subsidies. These units will provide resources, amenities, and supportive services to older adults in Santa Clara, enabling them to downsize if necessary.

The City also uses its Federal grant allocations to help older adults in a variety of ways. The City's Neighborhood Conservation and Improvement Program (NCIP) provides minor rehabilitation to owner-occupied, single family homes. Loans and grants are provided to low income residents, whose incomes are at or below 80% of the County median, adjusted for household size. Many of the program's participants are older adults who use the program to implement accessibility upgrades, enabling them to age in place.

The City's Tenant Based Rental Assistance (TBRA) program assists homeless families with ties to Santa Clara (work or school) with rental subsidies and deposits along with case management and housing search services.

Additionally, the City distributes a portion of its annual Community Development Block Grant (CDBG) award to local public service agencies, many of which serve Santa Clara older adults. These agencies include:

*CATHOLIC CHARITIES--LONG TERM CARE OMBUDSMAN*

2625 Zanker Road, Suite 200, San Jose, CA 95134

(408) 944-0567

Under the direction of the California Department of Aging, provides advocacy, complaint investigation, including violations of personal rights and elder abuse, and problem resolution for primarily elderly (60+ years of age) residents in the City's two nursing facilities and 15 assisted living/residential care facilities for the elderly.

*SANTA CLARA SENIOR CENTER--SENIOR NUTRITION*

1303 Fremont Street, Santa Clara, CA 95050

(408) 615-3170

Provides daily, balanced meals to persons 60 years and older, targeting frail, isolated older adult citizens. Meals are served at the City's Senior Center. The median age of clients is 76. The Program is operated by the City Parks and Recreation Department, under a contract with the County of Santa Clara.

*SENIOR ADULTS LEGAL ASSISTANCE (SALA)--ELDERS LEGAL SERVICES*

1425 Koll Circle, Suite 109, San Jose, CA 95112

(408) 295-5991

Provides free legal services to older adults (age 60 and older). Services are provided by appointment, two intake days a month at the City Senior Center on Fremont Avenue, and by phone. Homebound elders may receive home visits. Services include legal advice/referrals, simple document writing, and legal representation.



*LIVE OAK ADULT DAY SERVICES--SENIOR ADULT DAY CARE*

1147 Minnesota Avenue, San Jose, CA 95125

(408) 971-9363

Serves frail and dependent older adults with an adult day care program consisting of recreation, interactive social activities, adaptive physical exercise, nutritious meals and personal care. In addition, caregivers receive respite and support services, including counseling and referrals, to assist them in their efforts to maintain their older adult relative in their home.

*HEART OF THE VALLEY—SENIOR TRANSPORTATION*

1550 El Camino Real, Santa Clara, CA 95050

(408) 241-1571

City CDBG funds provide support for door-to-door transportation and assist with day-to-day tasks for older adults who are 65 years of age or older. Riders pay no fee. Transportation and in-home services are provided by volunteers. The program does not provide transportation for persons in wheelchairs. Persons needing accessible vehicles for transportation are referred to the countywide paratransit program.

*SILICON VALLEY INDEPENDENT LIVING CENTER—HOUSING PROGRAM FOR PERSONS WITH DISABILITIES*

2202 N. First St., San Jose, CA 95131

(408) 894-9041

This program provides City of Santa Clara residents who have disabilities with education and training on all aspects of how to conduct a housing search for affordable, accessible housing to transition from homelessness, healthcare facilities or unstable, temporary housing including emergency assistance, security deposits, rental assistance (based on available resources), information and referral and access to independent living services. This support is accomplished through one-on-one service provision and group workshops.

## **Outdoor Spaces and Buildings**

### **Placemaking**

The City has embarked on an innovative community engagement process in partnership with Project for Public Spaces to enable the community to have a greater role in the design and development, both private and public, for the overall benefit to the City. Placemaking inspires people to collectively re-imagine and reinvent public spaces as the heart of the community.

In parallel, the City offers educational workshops, including land use policy issues and an update on the General Plan.

### **Sports and Recreation Assets**

In September 2013, Council adopted a goal to enhance community sports and recreational assets. Since then, Capital Improvement Project (CIP) funding has been prioritized and allocated on an annual basis from available sources such as the Capital Project Reserve Fund, the [Housing](#)

Development Impact Fees (subject to Quimby Act & Mitigation Fee Act) and supplemented with grants, corporate and individual donations.

### **New Development Parkland Dedication, Credits & Fees**

Parkland dedication, credits and fees are city building requirements (outlined in Chapter 17.35 Park and Recreation Land of the City Code) which help the City acquire and develop adequate public parkland to meet the additional demand created by new residential housing projects and/or to mitigate the impacts of new housing developments on existing park and recreation facilities. The amount of parkland to be dedicated is based on the type and size of the proposed development. Credits refer to fee reductions for parkland dedication, when eligible for specific private open space and recreation amenities. Fees in-lieu of parkland dedication are used by the City to acquire and develop additional public parkland, and/or for capital projects to improve existing parks & recreation facilities. The City encourages developers to contact the Parks & Recreation Department with preliminary ideas, questions and schematic plans early in the planning process in order to find ways to meet requirements.

### **Park Amenity and Design Standards**

The City of Santa Clara Parks & Recreation design standards were developed by the Department of Parks & Recreation. The goal of establishing design standards is to identify the elements that are consistently found in the City of Santa Clara park system and to provide standard guidance to landscape architects, grounds maintenance staff and others as to what is acceptable. These standards cover a wide range of park elements, identifying specific product types, materials and installation practices.

The Parks & Recreation Department uses the following criteria when developing outdoor spaces:

- Use research-based best practices, and comply with all current Codes;
- Incorporate principles of inclusive playground design in the individual elements and the overall playground environmental design;
- Provide “age-friendly” (multigenerational) spaces;
- Integrate nature and habitat (California native, drought resistant palate) into play environments;
- Provide outreach/education and master planning with residents and community partners;
- Incorporate seven elements of play (balancing, swinging, sliding, climbing, brachiating spinning, running/free play);
- Address safe routes to parks (system connectivity) and ADA;
- Provide, measure and report desired outcomes such as health/fitness; and
- Be sustainable (in materials, construction, operations, and maintenance).

It is understood that City park sites should be easily accessible to the public by various modes of transportation: vehicular, bicycle, and pedestrian. Current Federal ADA accessibility guidelines must be incorporated into the design of parks, park facilities and amenities. ADA accessibility should be accommodated at all sites to the fullest extent practical. It is also understood that all new park facilities, elements and components must conform to the most recent uniform building codes, California laws, regulations and safety guidelines. Finally, where applicable, all current City ordinances, Public Works standards and Utilities standards will be followed. Such guidelines are published elsewhere.

### **Facility Condition Assessment**

In April 2017, The City of Santa Clara Parks & Recreation Department selected Kitchell CEM to perform Facility Condition Assessments (FCA's) for Parks & Recreation Department facilities, including 47 parks and 65 buildings, located within the City of Santa Clara. The purpose of this assessment was to determine the conditions of the facilities in order to identify the costs of current deficiencies of the existing City infrastructure as well as to forecast anticipated future capital renewals for site systems for the next 20 years. The process involved:

- Inventory all Parks & Recreation assets for use in the City's Enterprise Asset Management System/Geographic Information System for use in a work order system;
- Assess asset conditions;
- Identify current deficiencies of the assets inventoried;
- Determine the costs of repair and/or replacement of the current deficiencies;
- Forecast anticipated future necessary renewals and costs for site systems over a 20-year life cycle;
- Assist the City in preventive maintenance planning; and,
- Use in the Department's Capital Improvement Project (CIP) budget planning.

[Full report available here:](#)

### **Transportation and Streets**

Santa Clara is currently in a transitional period with respect to developing from suburban to a more urban lifestyle. As the growth contemplated in the City's General Plan becomes a reality, in addition to roadway and traffic signal improvements, the City is also looking to alternative methods of travel to: 1) reduce the need for automobile use and 2) increase health benefits to our constituents. For example, non-motorized transportation infrastructure (such as bicycle, pedestrian, and trails) is being master planned. Also, necessary regional funding for roadway maintenance is starting to open up with the 2017 passage of California Senate Bill 1 and the 2016 approval of the Santa Clara Valley Transportation Authority's Measure B ballot measure.

The City of Santa Clara also received a Caltrans Sustainable Communities Transportation Planning Grant in December 2017 to develop the City's first Pedestrian Master Plan. In August

2018, the City selected the consultant Alta Planning & Design to assist in the development of the plan. Alta Planning + Design will help the City with conducting public outreach/workshops/online surveys, surveying existing conditions, data collection, preparing a pedestrian needs analysis, developing recommended improvements, and overall completion of the master plan. It is anticipated that the Pedestrian Master Plan will take approximately 18 months to complete with the final plan to be presented to City Council in winter 2020.

The City has allocated funding in the City's Budget towards improvement to the overall transportation system. Specific to senior needs, the City is working on implementing older adult and accessible friendly improvements in the transportation system. This includes:

- Retiming traffic signals to increase the "Walk/Don't Walk" intervals to assist those with slower walking speeds.
- Installing crosswalk sensors at traffic signals that will detect if a person is still crossing the street when the pedestrian crossing phase nears completion. If successful, the opposing traffic would be slightly delayed to allow pedestrians to safely finish their crossing of the intersection.
- Working with technology companies to facilitate implementation of smart traffic signals to connect transportation users to traffic signals. Uses include communications to vehicles to provide optimal travel speeds, remaining green time, dynamic rerouting of traffic, presence of pedestrians crossing the roadway, confirmation of detection of bicyclists/pedestrians, presence of emergency vehicles and crash avoidance notification.
- Installing low stress level bicycle facilities (Class 1 trails which have little or no steep sections, and Class 4 Protected Bicycle Lanes which provide space that is exclusively for bicyclists and separated from motor vehicle travel lanes, parking lanes, and sidewalks) on City bike routes.
- Implementation of wider roadway stripes to assist autonomous vehicles and human drivers
- All new traffic signs will exceed reflectivity standards for better nighttime recognition.
- When possible, installing wider sidewalks with buffers from the roadway to enhance comfort for pedestrians.
- Installing/retrofitting streets to better prioritize pedestrian movements (i.e. tightening of street corner returns and removal of free right turn islands).
- Retrofitting handicap ramps to ensure ADA compliance.

As the City continues to grow and change, we strive for a multimodal (automobile, bicycle, pedestrian, transit) transportation system that provides safe, efficient, and effective mobility options for all Santa Clara residents and businesses. This system would be implemented to accommodate all members of the public, regardless of age or abilities.

## Health, Wellness and Nutrition

The Parks & Recreation Department's Senior Center houses the City's Health & Wellness Program (H&W Program), which assists Santa Clara's adults age 50+ and their families with public health and social service needs free of charge, by appointment. In 2017, program staff engaged over 4200 individuals (non-unique), or approximately 350/month.

Staffed by Registered Nurses and a Social Worker, this program focuses on key areas of support relevant to a variety of client needs, evidence-based goals, and desired public health outcomes:

- Safety net for at-risk older adults to prevent elder abuse via home visits and collaboration with Adult Protective Services;
- Navigation of healthcare systems to access appointments and connection to services;
- Public health screenings and events, such as a weekly blood pressure clinic, pre-diabetic assessments, bi-annual hearing tests, and an annual health and wellness fair;
- Health teaching and care management for those with chronic diseases (heart disease, diabetes, dementia) and behavioral health (mental health, substance use) conditions;
- Assessment of older adults' functional abilities and needs, research for available resources, and partnering to implement supports and interventions with the goal of helping individuals maintain optimum health, independence, and safety in their homes;
- Assistance locating, affording, and transitioning to housing at all levels: rooms, apartments, board and care/assisted living, and skilled nursing placements;
- Accessing transportation resources;
- Locating and engaging home care;
- Social engagement experiences to combat isolation and loneliness, such as movie screenings, home visits, support groups, and a "friendly face" destination for newcomers to the Senior Center;
- Collaboration with other City of Santa Clara departments (library, police, fire, community development, Silicon Valley Power) to identify and reach out to older adult residents who may need services;
- Partnerships with area universities and non-profits for community education and enrichment, such as The Alzheimer's Association, The Health Trust (Diabetes Self-Management), USF School of Nursing, Santa Clara University;

The 2017 Senior Needs Assessments survey respondents indicate that the majority of Santa Clara older adults feel healthy, active, and socially well-supported as they continue to grow older within their community. While 71% report their health as "Very Good" or "Excellent," even this population requires occasional health/social service planning or resource assistance. It is the focus of the City of Santa Clara Senior Center's Health & Wellness Program (H&W Program) to assist the remaining 29% of older Santa Clarans who do not report good

overall health access to consistent healthcare; safety and functional supports at home; exercise opportunities, or access to or the ability to prepare healthy food.

In addition to The Health & Wellness Program, Santa Clarans access medical and behavioral health care and social services through their primary healthcare systems within City limits:

- Kaiser Permanente Santa Clara
- Palo Alto Medical Foundation (PAMF)
- Stanford Healthcare
- Santa Clara Urgent Care
- Private practices: medical, dental, and behavioral health care needs

The services and resources provided by The Health & Wellness Program have proven to be a valuable resource to Santa Clara's older adults and their families. It is the goal of this program to continue to offer the range and depth of services currently provided, while remaining flexible and responsive to future community needs.

### **Social and Civic Engagement**

Older Santa Clara residents have a variety of social engagement opportunities, through participation in community groups, religious organizations, service organizations, city commissions, City-wide special events, and volunteer opportunities at all levels of involvement.

The mission of the City of Santa Clara's volunteer services program is to enhance city programs and services by matching the varied talents of concerned individuals and groups of all ages, interests, and skills with a wide variety of interesting and challenging municipal projects.

Volunteers are the most diverse and richest resources in our community and essential to providing quality services to the residents. Community members of all ages are encouraged to show pride and get involved in civic activities through volunteer work within the City of Santa Clara.

The City of Santa Clara offers a diverse range of programs for volunteer opportunities such as:

- [Citizens Police Academy](#)
- [Community Emergency Response Team \(CERT\)](#)
- [Harris-Lass Museum](#)
- [Leadership Santa Clara](#)
- [Police Activities League \(PAL\) Volunteers](#)
- [Reserve Firefighter](#)
- [Santa Clara Amateur Radio Emergency Services \(ARES\)](#)
- [Santa Clara Arts & Historical Consortium](#)
- [Santa Clara Library](#)
- [Santa Clara Senior Center](#)

- [Silicon Valley Animal Control Authority \(SVACA\)](#)

Adult education and life-long learning experiences are also available for a wide range of interests, through the Santa Clara Senior Center, Library, and Santa Clara Unified School District.

### **Access to Community Resources and Information**

The City of Santa Clara promotes a wide range of government and community events and disseminates information via the City's website, utility bill inserts, Municipal TV Channel 15, banners at key street intersections, fliers at community gathering places, and email notifications.

The City of Santa Clara Library is a community hub that provides all types of presentations, classes, and events ranging from genealogy to health care to hobbies.

The Santa Clara Senior Center promotes Senior Center classes, events, and community activities via communication boards in the Senior Center, a monthly newsletter that is also posted to the Senior Center website, email notifications, and flyers. The "Be Strong, Live Long" Health & Wellness Fair is held annually in May, which hosts high-caliber non-profit and government agencies that provide information about their services.

The Senior Center front desk staff and the Health & Wellness Program's RNs and Social Worker are extremely knowledgeable about resources and services in the community, including county, state, and federal programs. In addition, the Senior Center has a weekly volunteer who is a trained resource specialist, available by appointment, free of charge. City residents are able to meet with staff to learn information and resources free of charge.

For those who don't own a computer or who are not computer-savvy, Health & Wellness Program staff can help facilitate accessing information and services online. Tech classes are conducted frequently at the Senior Center and at City libraries to provide 1:1 training on how to better utilize social media, email, and search functions, and all locations host computer labs for free computer use. The City of Santa Clara also provides free outdoor Wi-Fi throughout the City via SVP Meter Connect.

Sourcewise, the Santa Clara County Area Agency on Aging, maintains a comprehensive database for resources and services, accessible online or by 1:1 assistance provided by Sourcewise volunteers over the phone. The United Way's 2-1-1 system is another opportunity for learning information.

The City of Santa Clara desires to maintain and promote the range and depth of services currently provided, while remaining flexible and responsive to future community needs.

## In Conclusion

The City plans to draw upon the assessment findings to formulate a work plan that will align the City's programs, policies, and priorities with the varying needs of older adults and inform coordination with providers of older adult services.

As the assessment illustrated, the needs of older adults vary depending on a diverse array of factors, such as age, employment status, and income. As a next step, the City will build upon the strategies that were suggested by focus group participants and partners, and identify evidence-based, cost-effective practices that have been implemented by other communities.

Additionally, as an Age-Friendly City, Santa Clara will align strategies with other planning efforts focused on older adults. Santa Clara may utilize the AARP's framework of assessment, planning, implementation, and evaluation of progress. In doing so, Santa Clara will be joining a growing number of communities preparing for the rapid aging of the U.S. population by paying increased attention to the environmental, economic and social factors that influence the health and well-being of older adults. By doing so, these communities are better equipped to become great places, and even lifelong homes, for people of all ages.<sup>xxiii</sup>



# Appendix A: Senior Needs Assessment Survey

City of Santa Clara  
Parks and Recreation Department - Senior Center  
1303 Fremont Street  
Santa Clara, CA 95050  
(408)615-3170



The City of Santa Clara has launched an important effort to assess resident needs age 50 and over. The results from this survey will inform future program and service delivery to older adults in the City of Santa Clara. Please take a few minutes and complete the survey.

## YOUR COMMUNITY

**1.** How would you rate the City of Santa Clara as a place for people to live as they age?

- <sub>5</sub> Excellent
- <sub>4</sub> Very good
- <sub>3</sub> Good
- <sub>2</sub> Fair
- <sub>1</sub> Poor

**2.** What is your 5-digit ZIP code?

**3.** How long have you lived in the City of Santa Clara?

- <sub>6</sub> Less than 5 years
- <sub>5</sub> 5 years but less than 15 years
- <sub>4</sub> 15 years but less than 25 years
- <sub>3</sub> 25 years but less than 35
- <sub>2</sub> 35 years but less than 45

<sub>1</sub> 45 years or more

**4. Thinking about your retirement years when you do not work at all for pay, how likely is it that you will move to a different home *outside* the City of Santa Clara?**

<sub>4</sub> Extremely likely

<sub>3</sub> Very likely

<sub>2</sub> Not very likely

<sub>1</sub> Not at all likely

**5. How important is it for you to remain in the City of Santa Clara as you age?**

<sub>4</sub> Extremely important

<sub>3</sub> Very important

<sub>2</sub> Not very important

<sub>1</sub> Not at all important

## HOUSING

**6. Do you own or rent your primary home — or do you have some other type of living arrangement?**

<sub>1</sub> Own

<sub>2</sub> Rent

<sub>3</sub> Other type of living arrangement

**7. What type of home is your primary home?**

<sub>1</sub> Single family home

<sub>2</sub> Manufactured home

<sub>3</sub> Town home or duplex

<sub>4</sub> Apartment

<sub>5</sub> Condominium or co-op


<sub>6</sub> Other, please specify: \_\_\_\_\_

**8. How important is it for you to be able to live independently in your own home as you age?**

- <sub>4</sub> Extremely important
- <sub>3</sub> Very important
- <sub>2</sub> Not very important
- <sub>1</sub> Not at all important

**9. How important do you think it is to have the following in your community?**

	Extremely Important	Very Important	Not Very Important	Not At All Important
a. Well-maintained homes and properties .....	<input type="checkbox"/> <sub>4</sub>	<input type="checkbox"/> <sub>3</sub>	<input type="checkbox"/> <sub>2</sub>	<input type="checkbox"/> <sub>1</sub>
b. A home repair service for low-income and older adults that helps with repairs .....	<input type="checkbox"/> <sub>4</sub>	<input type="checkbox"/> <sub>3</sub>	<input type="checkbox"/> <sub>2</sub>	<input type="checkbox"/> <sub>1</sub>
c. Landscaping services for low -income and older adults .....	<input type="checkbox"/> <sub>4</sub>	<input type="checkbox"/> <sub>3</sub>	<input type="checkbox"/> <sub>2</sub>	<input type="checkbox"/> <sub>1</sub>
d. Affordable housing options for adults of varying income levels such as older active adult communities, assisted living and communities with shared facilities and outdoor spaces .....	<input type="checkbox"/> <sub>4</sub>	<input type="checkbox"/> <sub>3</sub>	<input type="checkbox"/> <sub>2</sub>	<input type="checkbox"/> <sub>1</sub>
e. Homes that are equipped with features such as a no-step entry, wider doorways, first floor bedroom and bath, grab bars in bathrooms .....	<input type="checkbox"/> <sub>4</sub>	<input type="checkbox"/> <sub>3</sub>	<input type="checkbox"/> <sub>2</sub>	<input type="checkbox"/> <sub>1</sub>
f. Safe low-income housing .....	<input type="checkbox"/> <sub>4</sub>	<input type="checkbox"/> <sub>3</sub>	<input type="checkbox"/> <sub>2</sub>	<input type="checkbox"/> <sub>1</sub>



**OUTDOOR SPACES AND BUILDINGS**

**10. How important do you think it is to have the following in the City of Santa Clara?**

	Extremely important	Very important	Not Very important	Not at all important
a. Well-maintained and safe parks that are within a 10 minute walking distance of your home .....	<input type="checkbox"/> <sub>4</sub>	<input type="checkbox"/> <sub>3</sub>	<input type="checkbox"/> <sub>2</sub>	<input type="checkbox"/> <sub>1</sub>
b. Public parks with active features such as, walking paths, outdoor sport courts, community gathering areas, comfortable benches and shade .....	<input type="checkbox"/> <sub>4</sub>	<input type="checkbox"/> <sub>3</sub>	<input type="checkbox"/> <sub>2</sub>	<input type="checkbox"/> <sub>1</sub>
c. Sidewalks that are in good condition, free from obstructions and are safe for pedestrian use and accessible for wheelchairs or other assistive mobility devices .....	<input type="checkbox"/> <sub>4</sub>	<input type="checkbox"/> <sub>3</sub>	<input type="checkbox"/> <sub>2</sub>	<input type="checkbox"/> <sub>1</sub>
d. Well-maintained public buildings and facilities that are accessible to people of different physical abilities.....	<input type="checkbox"/> <sub>4</sub>	<input type="checkbox"/> <sub>3</sub>	<input type="checkbox"/> <sub>2</sub>	<input type="checkbox"/> <sub>1</sub>
e. Separate pathways for bicyclists and pedestrians ....	<input type="checkbox"/> <sub>4</sub>	<input type="checkbox"/> <sub>3</sub>	<input type="checkbox"/> <sub>2</sub>	<input type="checkbox"/> <sub>1</sub>
f. Well-maintained public restrooms that are accessible to people of different physical abilities ...	<input type="checkbox"/> <sub>4</sub>	<input type="checkbox"/> <sub>3</sub>	<input type="checkbox"/> <sub>2</sub>	<input type="checkbox"/> <sub>1</sub>
g. Neighborhood watch programs .....	<input type="checkbox"/> <sub>4</sub>	<input type="checkbox"/> <sub>3</sub>	<input type="checkbox"/> <sub>2</sub>	<input type="checkbox"/> <sub>1</sub>

**TRANSPORTATION AND STREETS**

**11. How do you get around for things like shopping, visiting the doctor, running errands or going to other places in the following ways?**

	Yes	No
a. Drive yourself .....	<input type="checkbox"/> <sub>1</sub>	<input type="checkbox"/> <sub>2</sub>
b. Have others drive you .....	<input type="checkbox"/> <sub>1</sub>	<input type="checkbox"/> <sub>2</sub>
c. Walk .....	<input type="checkbox"/> <sub>1</sub>	<input type="checkbox"/> <sub>2</sub>
d. Ride a bike.....	<input type="checkbox"/> <sub>1</sub>	<input type="checkbox"/> <sub>2</sub>
e. Use public transportation .....	<input type="checkbox"/> <sub>1</sub>	<input type="checkbox"/> <sub>2</sub>

- f. Take a taxi/cab/Uber/Lyft..... <sub>1</sub> <sub>2</sub>
- g. Use a special transportation service, such as one for seniors or persons with disabilities ..... <sub>1</sub> <sub>2</sub>
- h. Other, please specify: \_\_\_\_\_

**12. How important do you think it is to have the following in your community?**

	Extremely Important	Very Important	Not Very Important	Not At All Important
a. Accessible and convenient public transportation	<input type="checkbox"/> <sub>4</sub>	<input type="checkbox"/> <sub>3</sub>	<input type="checkbox"/> <sub>2</sub>	<input type="checkbox"/> <sub>1</sub>
b. Affordable public transportation .....	<input type="checkbox"/> <sub>4</sub>	<input type="checkbox"/> <sub>3</sub>	<input type="checkbox"/> <sub>2</sub>	<input type="checkbox"/> <sub>1</sub>
c. Well-maintained public transportation vehicles .....	<input type="checkbox"/> <sub>4</sub>	<input type="checkbox"/> <sub>3</sub>	<input type="checkbox"/> <sub>2</sub>	<input type="checkbox"/> <sub>1</sub>
d. Safe public transportation stops or areas.....	<input type="checkbox"/> <sub>4</sub>	<input type="checkbox"/> <sub>3</sub>	<input type="checkbox"/> <sub>2</sub>	<input type="checkbox"/> <sub>1</sub>
e. Special transportation services for people with disabilities and older adults .....	<input type="checkbox"/> <sub>4</sub>	<input type="checkbox"/> <sub>3</sub>	<input type="checkbox"/> <sub>2</sub>	<input type="checkbox"/> <sub>1</sub>
f. Well-maintained streets.....	<input type="checkbox"/> <sub>4</sub>	<input type="checkbox"/> <sub>3</sub>	<input type="checkbox"/> <sub>2</sub>	<input type="checkbox"/> <sub>1</sub>
g. Easy to read traffic signs .....	<input type="checkbox"/> <sub>4</sub>	<input type="checkbox"/> <sub>3</sub>	<input type="checkbox"/> <sub>2</sub>	<input type="checkbox"/> <sub>1</sub>
h. Enforced speed limits.....	<input type="checkbox"/> <sub>4</sub>	<input type="checkbox"/> <sub>3</sub>	<input type="checkbox"/> <sub>2</sub>	<input type="checkbox"/> <sub>1</sub>
i. Public parking lots, spaces and areas to park.....	<input type="checkbox"/> <sub>4</sub>	<input type="checkbox"/> <sub>3</sub>	<input type="checkbox"/> <sub>2</sub>	<input type="checkbox"/> <sub>1</sub>
j. Well-lit, safe streets and intersections for all users (pedestrians, bicyclists, drivers).....	<input type="checkbox"/> <sub>4</sub>	<input type="checkbox"/> <sub>3</sub>	<input type="checkbox"/> <sub>2</sub>	<input type="checkbox"/> <sub>1</sub>
k. Audio/visual pedestrian crossings .....	<input type="checkbox"/> <sub>4</sub>	<input type="checkbox"/> <sub>3</sub>	<input type="checkbox"/> <sub>2</sub>	<input type="checkbox"/> <sub>1</sub>
l. Driver education/refresher courses.....	<input type="checkbox"/> <sub>4</sub>	<input type="checkbox"/> <sub>3</sub>	<input type="checkbox"/> <sub>2</sub>	<input type="checkbox"/> <sub>1</sub>

**HEALTH, WELLNESS & NUTRITION**

**13. In general, when compared to most people your age, how would you rate your health?**

- <sub>4</sub> Excellent
- <sub>3</sub> Very good
- <sub>2</sub> Good
- <sub>1</sub> Poor

**14. On average, how often do you see a doctor?**

- <sub>4</sub> Weekly
- <sub>3</sub> Monthly
- <sub>2</sub> Several times a year
- <sub>1</sub> Once a year

**15. How often do you engage in some form of physical exercise (such as walking, running, biking, swimming, sports, strength training, yoga, stretching)?**

- <sub>7</sub> Everyday
- <sub>6</sub> Several times a week, but not everyday
- <sub>5</sub> About once a week
- <sub>4</sub> About once every other week
- <sub>3</sub> About once a month
- <sub>2</sub> Less than once a month
- <sub>1</sub> Never

**16. Over the past two weeks, how often have you felt:**

	Always	Often	Sometimes	Never
Sad, depressed or helpless	<input type="checkbox"/>	<input type="checkbox"/>	<input type="checkbox"/>	<input type="checkbox"/>
Little interest or pleasure in doing normally enjoyable activities	<input type="checkbox"/>	<input type="checkbox"/>	<input type="checkbox"/>	<input type="checkbox"/>
Anxious	<input type="checkbox"/>	<input type="checkbox"/>	<input type="checkbox"/>	<input type="checkbox"/>
Relaxed	<input type="checkbox"/>	<input type="checkbox"/>	<input type="checkbox"/>	<input type="checkbox"/>
Isolated	<input type="checkbox"/>	<input type="checkbox"/>	<input type="checkbox"/>	<input type="checkbox"/>

**17. How often are you missing a balanced meal?**

- <sub>4</sub> Daily
- <sub>3</sub> Weekly
- <sub>2</sub> Monthly
- <sub>1</sub> I'm not missing any balanced meals

**18. Why are you missing balanced meals?**

- <sub>6</sub> Cost
- <sub>5</sub> Don't know where to find free meals
- <sub>4</sub> Too much effort
- <sub>3</sub> Transportation
- <sub>2</sub> Other
- <sub>1</sub> Not Applicable

**19. Have you used any of these meal services? (Check all that apply.)**

- <sub>6</sub> None
- <sub>5</sub> Meals at senior centers or other congregate sites
- <sub>4</sub> Meals on Wheels (home delivered meals)
- <sub>3</sub> Religious community programs
- <sub>2</sub> Second Harvest Food Bank/Brown Bag
- <sub>1</sub> Other

**20. In case of natural disaster, do you have a plan to survive in your home for the first three days without electric power, water or emergency assistance?**

\_\_\_\_\_ Yes \_\_\_\_\_ No

**21. How important is it to you to remain physically active for as long as possible?**

- <sub>5</sub> Extremely important
- <sub>4</sub> Very important
- <sub>3</sub> Somewhat important
- <sub>2</sub> Not very important
- <sub>1</sub> Not at all important

**22. How important do you think it is to have the following in the City of Santa Clara?**

	Extremely Important	Very Important	Not Very Important	Not At All Important
a. Health and wellness programs and classes in areas such as nutrition, weight control, diabetes management or heart disease .....	<input type="checkbox"/> <sub>4</sub>	<input type="checkbox"/> <sub>3</sub>	<input type="checkbox"/> <sub>2</sub>	<input type="checkbox"/> <sub>1</sub>
b. Fitness activities specifically geared to older adults .....	<input type="checkbox"/> <sub>4</sub>	<input type="checkbox"/> <sub>3</sub>	<input type="checkbox"/> <sub>2</sub>	<input type="checkbox"/> <sub>1</sub>
c. Conveniently located health and social services .....	<input type="checkbox"/> <sub>4</sub>	<input type="checkbox"/> <sub>3</sub>	<input type="checkbox"/> <sub>2</sub>	<input type="checkbox"/> <sub>1</sub>
d. A referral service that helps seniors find and access health and supportive services .....	<input type="checkbox"/> <sub>4</sub>	<input type="checkbox"/> <sub>3</sub>	<input type="checkbox"/> <sub>2</sub>	<input type="checkbox"/> <sub>1</sub>
e. Conveniently located emergency care centers .....	<input type="checkbox"/> <sub>4</sub>	<input type="checkbox"/> <sub>3</sub>	<input type="checkbox"/> <sub>2</sub>	<input type="checkbox"/> <sub>1</sub>
f. In Home support services including personal care and housekeeping .....	<input type="checkbox"/> <sub>4</sub>	<input type="checkbox"/> <sub>3</sub>	<input type="checkbox"/> <sub>2</sub>	<input type="checkbox"/> <sub>1</sub>
g. Well-trained, certified home health care providers .....	<input type="checkbox"/> <sub>4</sub>	<input type="checkbox"/> <sub>3</sub>	<input type="checkbox"/> <sub>2</sub>	<input type="checkbox"/> <sub>1</sub>
h. Affordable home health care providers .....	<input type="checkbox"/> <sub>4</sub>	<input type="checkbox"/> <sub>3</sub>	<input type="checkbox"/> <sub>2</sub>	<input type="checkbox"/> <sub>1</sub>
i. Health care professionals who speak different languages ....	<input type="checkbox"/> <sub>4</sub>	<input type="checkbox"/> <sub>3</sub>	<input type="checkbox"/> <sub>2</sub>	<input type="checkbox"/> <sub>1</sub>

**SOCIAL ENGAGEMENT**

**23. About how frequently do you interact with your friends, family or neighbors in your community? This interaction could be by phone, in person, email or social media (such as Facebook).**

- <sub>8</sub> More than once a day
- <sub>7</sub> About once a day
- <sub>6</sub> Several times a week
- <sub>5</sub> Once a week
- <sub>4</sub> Once every 2 or 3 weeks
- <sub>3</sub> Once a month
- <sub>2</sub> Less than monthly
- <sub>1</sub> Never



**24. How important do you think it is to have the following in Santa Clara?**

	Extremely Important	Very Important	Not Very Important	Not At All Important
a. Conveniently located entertainment venue .....	<input type="checkbox"/> <sub>4</sub>	<input type="checkbox"/> <sub>3</sub>	<input type="checkbox"/> <sub>2</sub>	<input type="checkbox"/> <sub>1</sub>
b. Activities specifically geared to older adults.....	<input type="checkbox"/> <sub>4</sub>	<input type="checkbox"/> <sub>3</sub>	<input type="checkbox"/> <sub>2</sub>	<input type="checkbox"/> <sub>1</sub>
c. Activities that offer senior discounts .....	<input type="checkbox"/> <sub>4</sub>	<input type="checkbox"/> <sub>3</sub>	<input type="checkbox"/> <sub>2</sub>	<input type="checkbox"/> <sub>1</sub>
d. Activities that are affordable to all residents.....	<input type="checkbox"/> <sub>4</sub>	<input type="checkbox"/> <sub>3</sub>	<input type="checkbox"/> <sub>2</sub>	<input type="checkbox"/> <sub>1</sub>
e. Activities involving young <i>and</i> older people	<input type="checkbox"/> <sub>4</sub>	<input type="checkbox"/> <sub>3</sub>	<input type="checkbox"/> <sub>2</sub>	<input type="checkbox"/> <sub>1</sub>
f. Accurate and widely publicized information about social activities.....	<input type="checkbox"/> <sub>4</sub>	<input type="checkbox"/> <sub>3</sub>	<input type="checkbox"/> <sub>2</sub>	<input type="checkbox"/> <sub>1</sub>
g. A variety of cultural activities for diverse populations .....	<input type="checkbox"/> <sub>4</sub>	<input type="checkbox"/> <sub>3</sub>	<input type="checkbox"/> <sub>2</sub>	<input type="checkbox"/> <sub>1</sub>
h. Local schools that involve older adults in events and activities.....	<input type="checkbox"/> <sub>4</sub>	<input type="checkbox"/> <sub>3</sub>	<input type="checkbox"/> <sub>2</sub>	<input type="checkbox"/> <sub>1</sub>
i. Continuing education classes.....	<input type="checkbox"/> <sub>4</sub>	<input type="checkbox"/> <sub>3</sub>	<input type="checkbox"/> <sub>2</sub>	<input type="checkbox"/> <sub>1</sub>
j. Social clubs such as for books, gardening, crafts or hobbies	<input type="checkbox"/> <sub>4</sub>	<input type="checkbox"/> <sub>3</sub>	<input type="checkbox"/> <sub>2</sub>	<input type="checkbox"/> <sub>1</sub>

**VOLUNTEERING AND CIVIC ENGAGEMENT**

**25. How important do you think it is to have the following in your community?**

	Extremely Important	Very Important	Not Very Important	Not At All Important
a. A choice of volunteer activities .....	<input type="checkbox"/> <sub>4</sub>	<input type="checkbox"/> <sub>3</sub>	<input type="checkbox"/> <sub>2</sub>	<input type="checkbox"/> <sub>1</sub>
b. Volunteer training opportunities to help you perform better in your volunteer roles .....	<input type="checkbox"/> <sub>4</sub>	<input type="checkbox"/> <sub>3</sub>	<input type="checkbox"/> <sub>2</sub>	<input type="checkbox"/> <sub>1</sub>
c. Opportunities for you to participate in decision making bodies such as community councils or committees .....	<input type="checkbox"/> <sub>4</sub>	<input type="checkbox"/> <sub>3</sub>	<input type="checkbox"/> <sub>2</sub>	<input type="checkbox"/> <sub>1</sub>
d. Easy to find information about local volunteer opportunities .....	<input type="checkbox"/> <sub>5</sub>	<input type="checkbox"/> <sub>4</sub>	<input type="checkbox"/> <sub>2</sub>	<input type="checkbox"/> <sub>1</sub>
e. Transportation to and from volunteer activities.....	<input type="checkbox"/> <sub>5</sub>	<input type="checkbox"/> <sub>4</sub>	<input type="checkbox"/> <sub>2</sub>	<input type="checkbox"/> <sub>1</sub>

**ECONOMICS & EMPLOYEMENT**

**26. Which of the following best describes your current employment status?**

- <sub>7</sub> Self-employed, part-time
- <sub>6</sub> Self-employed, full-time
- <sub>5</sub> Employed, part-time
- <sub>4</sub> Employed, full-time
- <sub>3</sub> Unemployed, but looking for work
- <sub>2</sub> Retired, not working at all
- <sub>1</sub> Not in labor force for other reasons

**27. How likely is it that you will continue to work for as long as possible, rather than choosing to retire and no longer work for pay?**

- <sub>5</sub> Extremely likely
- <sub>4</sub> Very likely
- <sub>3</sub> Somewhat likely
- <sub>2</sub> Not very likely
- <sub>1</sub> Not sure

**MARKETING, COMMUNICATION & INFORMATION**

**28. Would you turn to the following resources if you, a family member or friend needed information about services for older adults, such as caregiving services, home delivered meals, home repair, medical transport or social activities?**

	Yes	No
a. Santa Clara Senior Center .....	<input type="checkbox"/> <sub>1</sub>	<input type="checkbox"/> <sub>2</sub>
b. Local Area Agency on Aging (AAA).....	<input type="checkbox"/> <sub>1</sub>	<input type="checkbox"/> <sub>2</sub>
c. Family or Friends .....	<input type="checkbox"/> <sub>1</sub>	<input type="checkbox"/> <sub>2</sub>
d. Local nonprofit organizations .....	<input type="checkbox"/> <sub>1</sub>	<input type="checkbox"/> <sub>2</sub>



**31. If no, what prevents you from using the Senior Center? (Please check all that apply.)**

- <sub>1</sub> Don't know what is offered
- <sub>2</sub> Hours of operation don't meet my needs
- <sub>3</sub> I don't identify with the name "Senior Center"
- <sub>4</sub> Not Interested
- <sub>5</sub> Transportation

Other: \_\_\_\_\_

#### ABOUT YOU

**D1. Are you male or female?**

- <sub>1</sub> Male
- <sub>2</sub> Female

**D2. What is your age group did you fall into on your last birthday?**

- <sub>1</sub> 50-59 years old
- <sub>2</sub> 60-69 years old
- <sub>3</sub> 70-79 years old
- <sub>4</sub> 80+

**D3. What is your current marital status?**

- <sub>1</sub> Married
- <sub>2</sub> Not married, living with partner
- <sub>3</sub> Separated
- <sub>4</sub> Divorced
- <sub>5</sub> Widowed
- <sub>6</sub> Never married

**D4. Besides yourself, do you have any of the following people living in your household?**

- |   | Yes                                   | No                                    |
|---|---------------------------------------|---------------------------------------|
| a. Child/children under 18 .....                    | <input type="checkbox"/> <sub>1</sub> | <input type="checkbox"/> <sub>2</sub> |
| b. Child/children 18 or older .....                 | <input type="checkbox"/> <sub>1</sub> | <input type="checkbox"/> <sub>2</sub> |
| c. Child/children away at college .....             | <input type="checkbox"/> <sub>1</sub> | <input type="checkbox"/> <sub>2</sub> |
| d. Parents .....                                    | <input type="checkbox"/> <sub>1</sub> | <input type="checkbox"/> <sub>2</sub> |
| e. Other adult relative or friend 18 or older ..... | <input type="checkbox"/> <sub>1</sub> | <input type="checkbox"/> <sub>2</sub> |

**D5. Do you have any of the following kinds of health care coverage?**

- |  | Yes                                   | No                                    | Not Sure                              |
|--|---------------------------------------|---------------------------------------|---------------------------------------|
| a. Insurance through a current or former employer of yours or your spouse ...                                    | <input type="checkbox"/> <sub>1</sub> | <input type="checkbox"/> <sub>2</sub> | <input type="checkbox"/> <sub>0</sub> |
| b. Insurance purchased directly from an insurance company (not through an employer) .....                        | <input type="checkbox"/> <sub>1</sub> | <input type="checkbox"/> <sub>2</sub> | <input type="checkbox"/> <sub>0</sub> |
| c. Medicare (for people 65 and older or people with certain health disabilities)                                 | <input type="checkbox"/> <sub>1</sub> | <input type="checkbox"/> <sub>2</sub> | <input type="checkbox"/> <sub>0</sub> |
| d. Medi-Cal (Medicaid) or any kind of government assistance plan for those with low incomes or a disability..... | <input type="checkbox"/> <sub>1</sub> | <input type="checkbox"/> <sub>2</sub> | <input type="checkbox"/> <sub>0</sub> |
| e. Veterans Administration or other military health care .....   | <input type="checkbox"/> <sub>1</sub> | <input type="checkbox"/> <sub>2</sub> | <input type="checkbox"/> <sub>0</sub> |
| f. Any other insurance coverage .....  | <input type="checkbox"/> <sub>1</sub> | <input type="checkbox"/> <sub>2</sub> | <input type="checkbox"/> <sub>0</sub> |

**D6. Does any disability, handicap, or chronic disease keep you and/or your spouse or partner from fully participating in work, school, housework or other activities? [CHECK ONLY ONE]**

- <sub>1</sub> Yes, myself
- <sub>2</sub> Yes, my spouse or partner
- <sub>3</sub> Yes, both me and my spouse or partner
- <sub>4</sub> No

**D7. What best represents the language you speak at home?**

- <sub>1</sub> English
- <sub>2</sub> Spanish

- <sub>3</sub> Mandarin
- <sub>4</sub> Cantonese
- <sub>5</sub> Vietnamese
- <sub>6</sub> Portuguese
- <sub>6</sub> Hindi
- <sub>7</sub> Other

**D8. What is your race and/or ethnicity? [CHECK ALL THAT APPLY]**

- <sub>1</sub> White or Caucasian
- <sub>2</sub> Black or African American
- <sub>3</sub> American Indian or Alaska Native
- <sub>4</sub> Asian
- <sub>5</sub> Native Hawaiian or other Pacific Islander
- <sub>6</sub> Other, please specify: \_\_\_\_\_

**D9. What is the highest level of education you have completed?**

- <sub>1</sub> K-12<sup>th</sup> grade (no diploma)
- <sub>2</sub> High school graduate, GED or equivalent
- <sub>3</sub> Post-high school education/training (no degree)
- <sub>4</sub> 2-year college degree
- <sub>5</sub> 4-year college degree
- <sub>6</sub> Post-graduate study (no degree)
- <sub>7</sub> Graduate or professional degree(s)

**D10. In general, how often do you access the Internet for email, news and information, paying bills or managing finances or buying products or services?**

- <sub>1</sub> Several times a day
- <sub>5</sub> Once every few weeks

- <sub>2</sub> About once a day      <sub>6</sub> Once a month or less  
<sub>3</sub> 3-6 days a week      <sub>7</sub> Never go online  
<sub>4</sub> 1-2 days a week

D11. What was your annual household income before taxes in the most recent tax year?

1 person house	2-person house	3-person house	4-person house
<input type="checkbox"/> <sub>1</sub> 0 - \$25,100	<input type="checkbox"/> <sub>1</sub> 0 - \$28,650	<input type="checkbox"/> <sub>1</sub> 0 - \$32,250	<input type="checkbox"/> <sub>1</sub> 0-\$35,800
<input type="checkbox"/> <sub>2</sub> \$25,101- \$41,799	<input type="checkbox"/> <sub>2</sub> \$28,651- \$47,800	<input type="checkbox"/> <sub>2</sub> \$32,251- \$53,750	<input type="checkbox"/> <sub>2</sub> \$35,801- \$59,700
<input type="checkbox"/> <sub>3</sub> \$41,800 - \$59,350	<input type="checkbox"/> <sub>3</sub> \$47,801- \$67,800	<input type="checkbox"/> <sub>3</sub> \$53,751- \$73,300	<input type="checkbox"/> <sub>3</sub> \$59,701- \$84,750
<input type="checkbox"/> <sub>4</sub> \$59,351- \$73,900	<input type="checkbox"/> <sub>4</sub> \$67,801- \$84,400	<input type="checkbox"/> <sub>4</sub> \$76,301- \$95,000	<input type="checkbox"/> <sub>4</sub> \$84,751- \$105,500
<input type="checkbox"/> <sub>5</sub> Over \$73,901	<input type="checkbox"/> <sub>5</sub> Over \$84,401	<input type="checkbox"/> <sub>5</sub> Over \$95,001	<input type="checkbox"/> <sub>5</sub> Over \$105,501

There are more than four people in my household

D12. Please use the space below for any additional comments.

---



---



---



---

Thank you very much for completing this survey.  
Your assistance in providing this information is greatly appreciated.

## Appendix B: References

- 
- <sup>i</sup> *Roadmap to Livability: Strategies and Solutions that Make a Community Great for People of All Ages*. AARP Real Possibilities, 2018.
- <sup>ii</sup> 2011-2015 American Community Survey 5-Year Estimates, <https://factfinder.census.gov/faces/tableservices/jsf/pages/productview.xhtml?src=CF>
- <sup>iii</sup> *UCLA Center for Health Policy Records, UCLA Fielding School of Public Health, Interactive Dashboard for Santa Clara County, 2015*. <http://healthpolicy.ucla.edu/programs/health-disparities/elder-health/elder-index-data/Pages/CostOfLiving.aspx>
- <sup>iv</sup> *UCLA Center for Health Policy Records, UCLA Fielding School of Public Health, Interactive Dashboard for Santa Clara County, 2015*. <http://healthpolicy.ucla.edu/programs/health-disparities/elder-health/Pages/eidd.aspx>
- <sup>v</sup> *The 8 Domains of Livability: An Introduction*. AARP Real Possibilities. Retrieved from <https://www.aarp.org/livable-communities/network-age-friendly-communities/info-2016/8-domains-of-livability-introduction.html> on March 7, 2018.
- <sup>vi</sup> *Global Age-friendly Cities: A Guide*. World Health Organization, 2007.
- <sup>vii</sup> *AARP Livability Index*. AARP Real Possibilities. Retrieved from <https://livabilityindex.aarp.org/categories/opportunity> on March 9, 2018.
- <sup>viii</sup> *Roadmap to Livability: Strategies and Solutions that Make a Community Great for People of All Ages*. AARP Real Possibilities, 2018.
- <sup>ix</sup> *Global Age-friendly Cities: A Guide*. World Health Organization, 2007.
- <sup>x</sup> *AARP Livability Index*. AARP Real Possibilities. Retrieved from <https://livabilityindex.aarp.org/categories/transportation> on March 7, 2018.
- <sup>xi</sup> *Global Age-friendly Cities: A Guide*. World Health Organization, 2007.
- <sup>xii</sup> Natalie Turner. *Age-Friendly: The 2014 World Tour*. AARP Livable Communities, AARP International.
- <sup>xiii</sup> *AARP Livability Index*. AARP Real Possibilities. Retrieved from <https://livabilityindex.aarp.org/categories/transportation> on March 7, 2018.
- <sup>xiv</sup> *Global Age-friendly Cities: A Guide*. World Health Organization, 2007.
- <sup>xv</sup> *AARP Livability Index*. AARP Real Possibilities. Retrieved from <https://livabilityindex.aarp.org/categories/health> on May 23, 2018.
- <sup>xvi</sup> Liz Seeger. *Social isolation, loneliness negatively affect health for seniors*. Association of Healthcare Journalists, March 16, 2017. Retrieved from <https://healthjournalism.org/blog/2017/03/social-isolation-loneliness-negatively-affect-health-for-seniors/> on March 12, 2018.
- <sup>xvii</sup> *Global Age-friendly Cities: A Guide*. World Health Organization, 2007.
- <sup>xviii</sup> *AARP Livability Index*. AARP Real Possibilities. Retrieved from <https://livabilityindex.aarp.org/categories/transportation> on March 7, 2018.
- <sup>xix</sup> *The 8 Domains of Livability: An Introduction*. AARP Real Possibilities. Retrieved from <https://www.aarp.org/livable-communities/network-age-friendly-communities/info-2016/8-domains-of-livability-introduction.html> on March 7, 2018.
- <sup>xx</sup> *Global Age-friendly Cities: A Guide*. World Health Organization, 2007.
- <sup>xxi</sup> *UCLA Center for Health Policy Records, UCLA Fielding School of Public Health, Interactive Dashboard for Santa Clara County, 2015*. <http://healthpolicy.ucla.edu/programs/health-disparities/elder-health/elder-index-data/Pages/CostOfLiving.aspx>
- <sup>xxii</sup> <https://siliconvalleyathome.org/resource-map/jobs-and-housing/>
- <sup>xxiii</sup> <https://www.aarp.org/livable-communities/network-age-friendly-communities/>